

Village of Bronxville
Outdoor Dining Standards



SIDEWALK REGULATIONS

Permitting & Fees

- Applicants must submit the Sidewalk Dining Facility application form, indicate whether it is a new or renewal application, and obtain Planning Board Approval.
- The fee for new and renewal applicants is \$250. For establishments defined as restaurants by the Village Code, an additional fee of \$150 per person/seat applies.

Maintenance & Operations

- All free-standing elements shall be stored indoors nightly.
- Outdoor table service shall end at 9:45pm daily.
- Musical entertainment or speakers are prohibited.
- Garbage shall be immediately cleared from tables and/or the sidewalk. Public waste receptacles shall not be used for restaurant waste.
- While tables and chairs are not in use, furnishings shall be organized in an orderly manner (e.g. oriented in the same direction and in a legible pattern).
- Plants and/or flowers in any decorative planters shall remain alive and well-maintained at all times.

Facility Types (see pgs. 3-5 for visualizations)

- Tables and chairs may not exceed the storefront width.
- Tables and chairs shall be spaced a minimum of 3' apart.
- A minimum of 6' clearance shall be maintained for pedestrian throughway.
- All dining furnishings shall be consistent in type, color, and/or pattern, and arranged in a legible pattern at all times.
- All free-standing elements shall be weighted at the base, or heavy enough to sustain wind gusts.


- All free-standing elements and decorative planters shall be placed a minimum of 5' from either side of a fire hydrant.
- Elements hanging above the pedestrian throughway, or over the curb, are prohibited. Umbrellas shall have a min. height of 95" (7'9").
- All decorative planters shall have a max. height of 30". Decorative planters shall either be stored or arranged against the facade nightly.
- Restaurants shall regularly re-arrange sidewalk furniture after use to maintain a state of orderliness.
- Decorative planters shall be treated (eg. wood) or replaced as necessary where worn.
- Propane heaters are prohibited. Electric (infrared) heaters are permitted.

Materials Index (see pg. 6 for more Aesthetic Standards)

- There are no required furnishings or movable elements for sidewalk facilities. However, examples of elements that meet the dimensional requirements and Aesthetic Standards illustrated in the pages to follow are linked below:

- 1 [Rectangular Planter](#)
- 2 [Circular Planter](#)
- 3 [Narrow Signage](#)
- 4 [A-Frame Signage](#)
- 5 [Market Umbrella](#)


Sidewalk Facility Types



SINGLE LOADED, CURB

Application Form
 Application Deadline
 Streets Permitted

Sidewalk Dining Facility
April 1st
All, except Paxton Avenue



DOUBLE LOADED, FACADE AND CURB

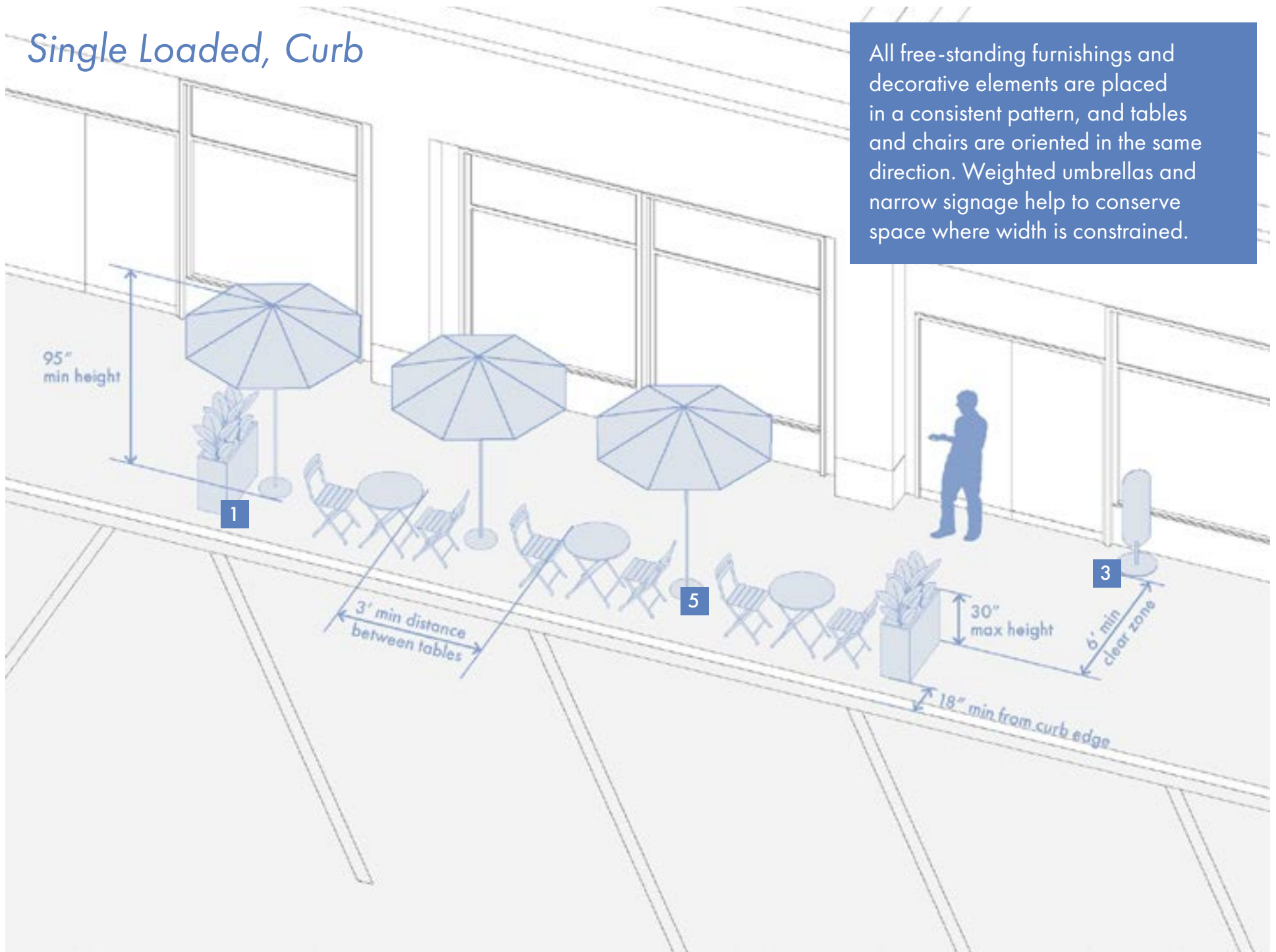
Application Form
 Application Deadline
 Streets Permitted

Sidewalk Dining Facility
April 1st
Where sidewalk widths are 10' or greater, except for Paxton Avenue

ADDITIONAL STANDARDS:

- Umbrellas may not hang over curb where parking is adjacent.
- Rectangular decorative planters shall be stored nightly, or arranged parallel to the curb.
- Elements hanging above the pedestrian thoroughway are prohibited, with an exception for umbrellas at a minimum of 95" height.
- Tables, chairs, and decorative elements shall be 1'6" in from the curb edge where angled parking is present, and 1' for parallel parking.
- At the merchant's discretion, planters may be used parallel to the curb to provide a buffer between dining furnishings and angled parking.
- Umbrellas are permitted against the facade where awnings are not present. The pedestrian thoroughway at the ground level shall remain 6', and the minimum height standard for umbrellas applies.

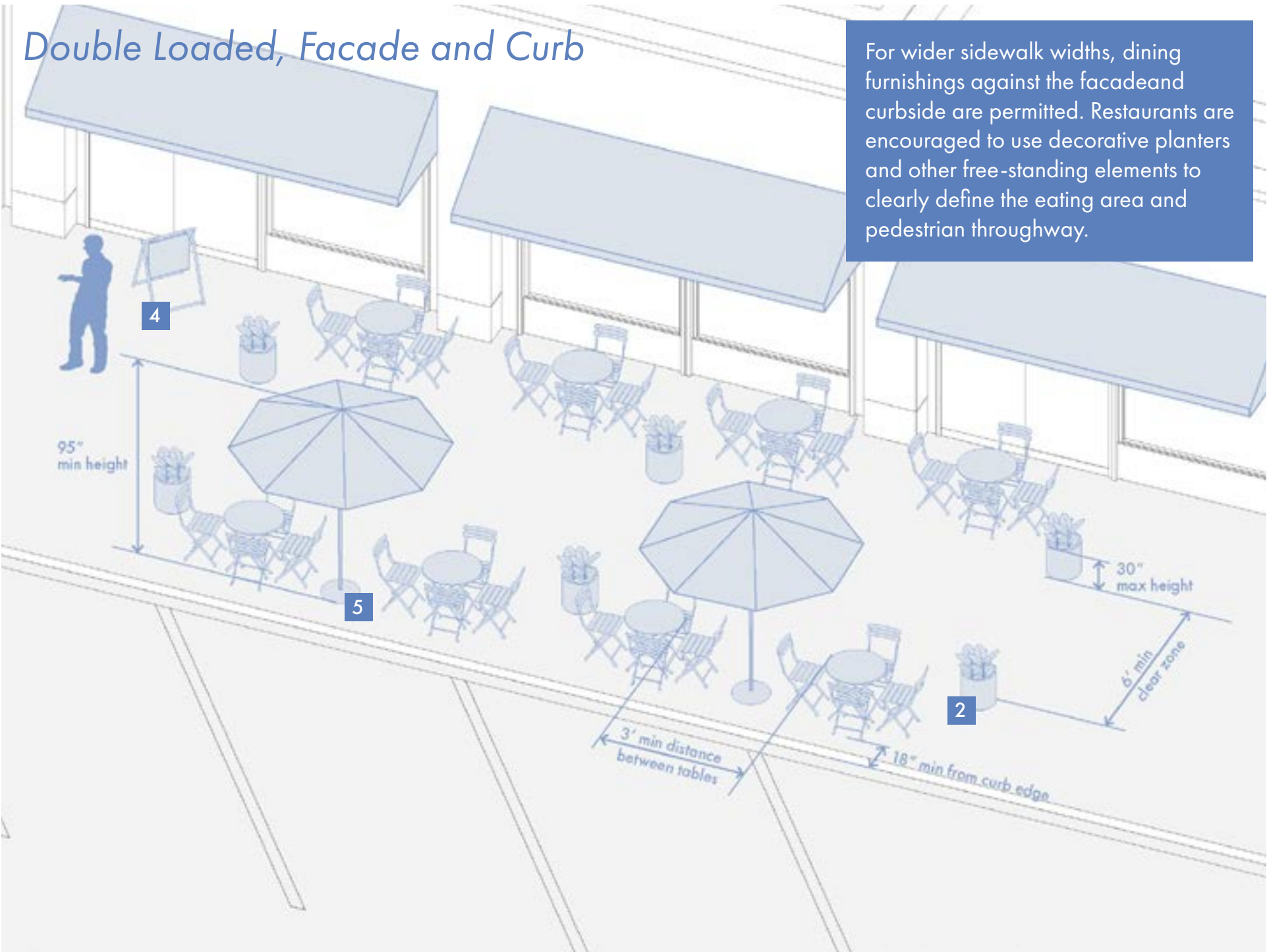
Single Loaded, Curb



All free-standing furnishings and decorative elements are placed in a consistent pattern, and tables and chairs are oriented in the same direction. Weighted umbrellas and narrow signage help to conserve space where width is constrained.

Double Loaded, Facade and Curb

For wider sidewalk widths, dining furnishings against the facade and curbside are permitted. Restaurants are encouraged to use decorative planters and other free-standing elements to clearly define the eating area and pedestrian throughway.



Aesthetic Standards

Sidewalk Facility

Tables and chairs parallel to the facade allow for maximum pedestrian clearance.



Furniture is oriented in the same direction, free standing elements are arranged in a pattern.



Decorative planters are used to ensure pedestrian clearance and beautify the dining area.



Furnishings are oriented in the same direction, with repeated elements creating a pattern.



Decorative planters are used to delineate the sidewalk dining area against the facade.



Modest but consistent table decor indicates sidewalk dining is operational.



Applicants must submit the Sidewalk Dining Facility application form, indicate whether it is a new or renewal application,

ON-STREET REGULATIONS

Permitting

- Applicants must submit the On-Street Dining Facility application form, check the renewal box, and obtain Planning Board Approval.
- The fee for renewal applicants is \$1,000, plus an additional \$150 per person/seat and the cost of the parking meter usage.
- On-street facilities shall occupy no more than one parking space (or two angled spaces), partially or fully within the storefront/facade.

Maintenance & Operations

- Outdoor table service shall end at 9:45pm daily.
- Non-amplified musical entertainment between 7-9pm is permitted during a restaurant's operating hours.
- Garbage shall be immediately cleared from tables and/or the sidewalk. Public waste receptacles shall not be used for restaurant waste.
- While tables and chairs are not in use, furnishings shall be organized in an orderly manner (e.g. oriented in the same direction and in a legible pattern).
- Plants and/or flowers in any decorative or perimeter planters shall remain alive and well-maintained at all times.

Design (see pgs. 8-10, 12-14 for visualizations)

- On-street facilities shall be placed a minimum of 5' from a fire hydrant, and 10' from a crosswalk or intersection stop bar.
- Dining decks shall be flush with the curb to facilitate safe and ADA-accessible access to facility.
- Dining decks shall maintain adequate drainage. Where no deck is present, a gap of 6" between the edge of a movable element and the curb shall be maintained.

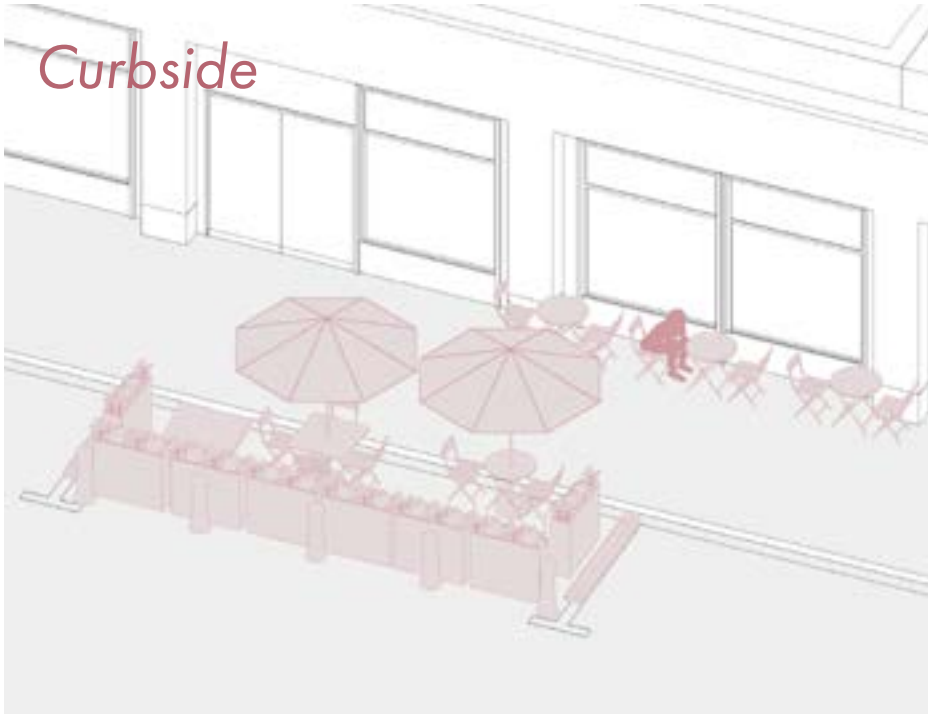
- ADA-compliant ramps bolted to the curb shall be provided for facilities without decks.
- 15 sq.ft. per person/seat is the required maximum occupancy within an on-street facility.
- All dining furnishings shall be consistent in type, color, and/or pattern, and shall be arranged in a legible pattern at all times.
- A maximum of six sidewalk seats against the facade are permitted. Sidewalk regulations apply.
- Elements hanging above the pedestrian throughway, or over the curb, are prohibited.
- Temporary signage affixed to perimeter elements is prohibited.
- Decorative planters shall be treated (eg. wood) or replaced as necessary when worn.
- Propane heaters are prohibited. Electric (infrared) heaters are permitted.

Materials Index (see pgs. 11, 15 for more Aesthetic Standards)

- All on-street facilities shall have a black, decorative bollard and concrete curb stop outer perimeter as illustrated in the pages to follow. Examples of required, and additional permitted products included in the following pages, are linked below:

- 1 [Cast Iron Decorative Bollard](#) *required
 - Surface mounted or removable installation is permitted.
 - Chains between bollards are required where no inner perimeter is used, and for Structural - PVC Panels facilities.
- 2 [Concrete Curb Stop](#) *required
- 3 [Rectangular Planter](#)
- 4 [Modular Wood Decking System](#)
- 5 [Market Umbrella](#)

Curbside



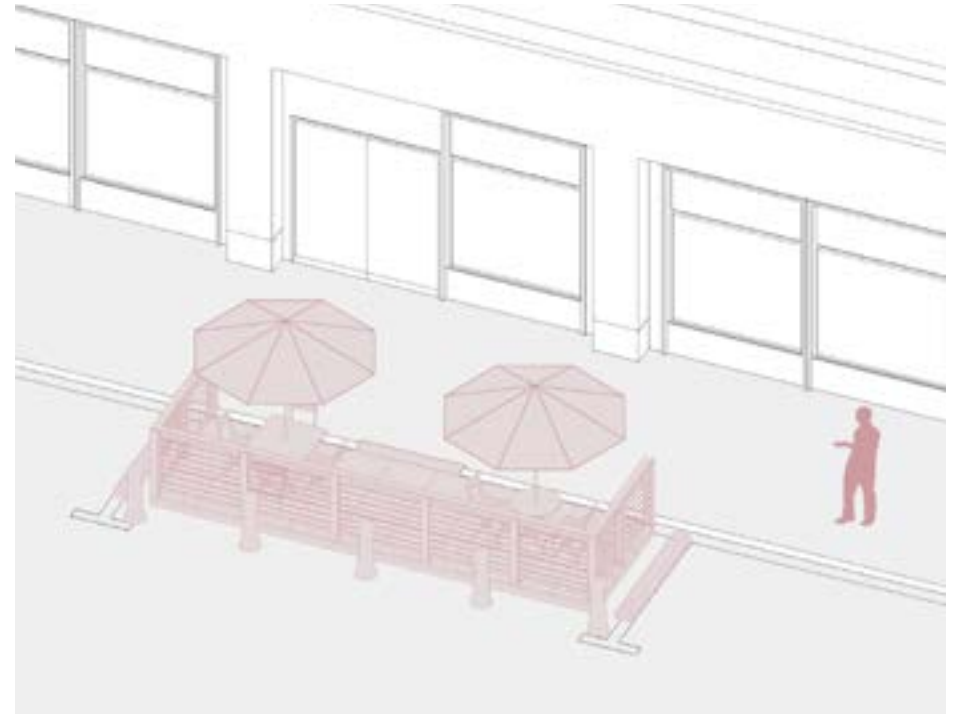
NO DECK

Application Form
Application Deadline
Estimated Cost Range
Streets Permitted

Seasonal On-Street Dining Facility
April 1st
\$6,000-\$15,000
All, except for Palmer Avenue

*estimated costs are for materials and furnishings only (e.g. no labor or maintenance costs), and do not include tax or shipping

*unit cost of the bollards included in above cost range are approx. \$640; cost of wood decking system is approx. \$17/sq.ft. including pedestals



WITH DECK

Application Form
Application Deadline
Estimated Cost Range
Streets Permitted

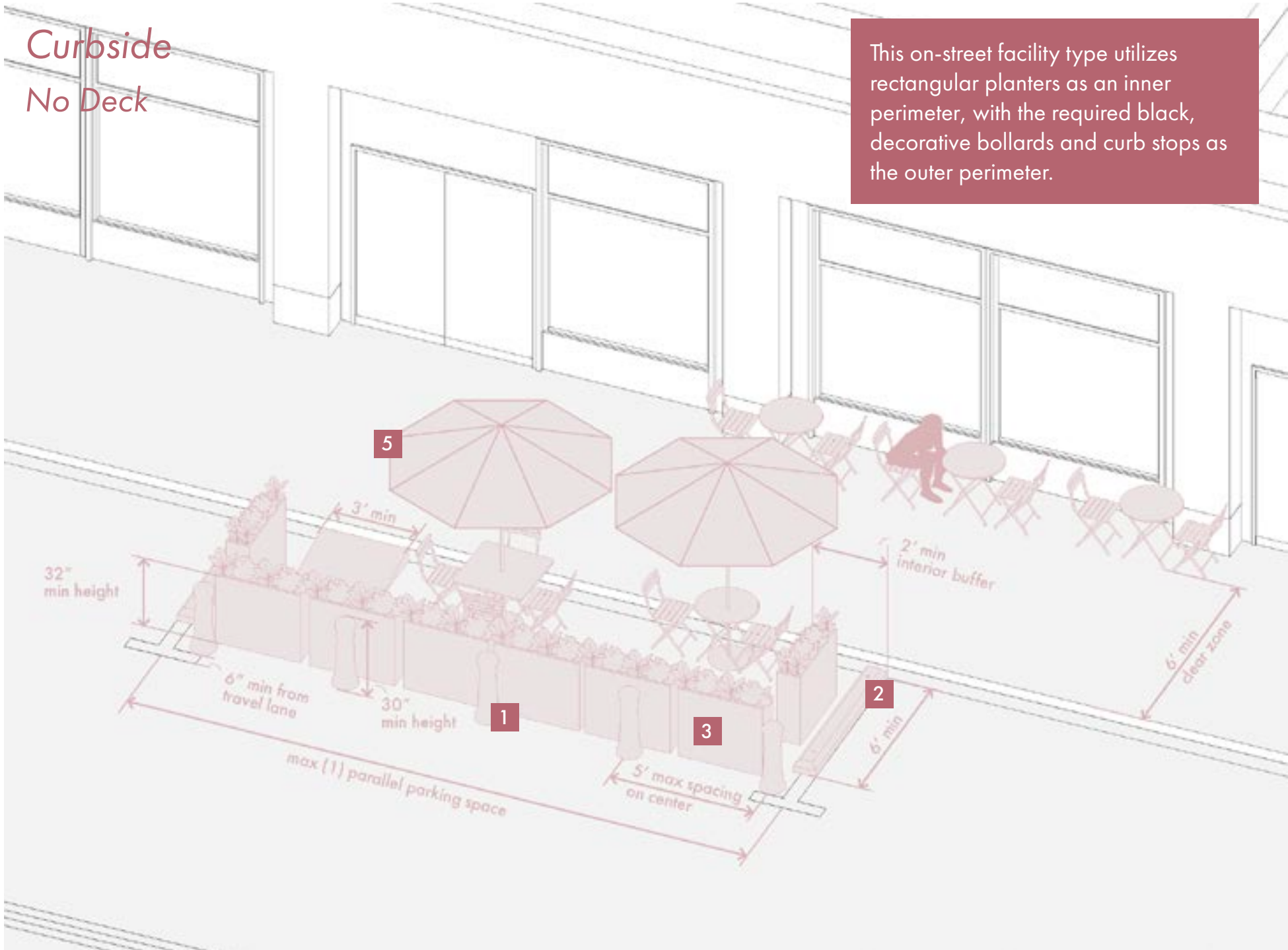
Seasonal On-Street Dining Facility
April 1st
\$6,000-\$13,000
All, except for Palmer Avenue

ADDITIONAL STANDARDS:

- The inner perimeter made of planters is optional for the curbside facilities without a deck. If planter interior perimeter elements are to be installed, the planters shall be a minimum of 32", and a maximum of 36". Inner perimeter planters shall be flush against each other, and weighted at the bottom with sand or gravel.
- All lighting, heating, and shade elements shall be free-standing, weighted at the base.
- Umbrellas may not hang over the outer perimeter of the facility on the street side.

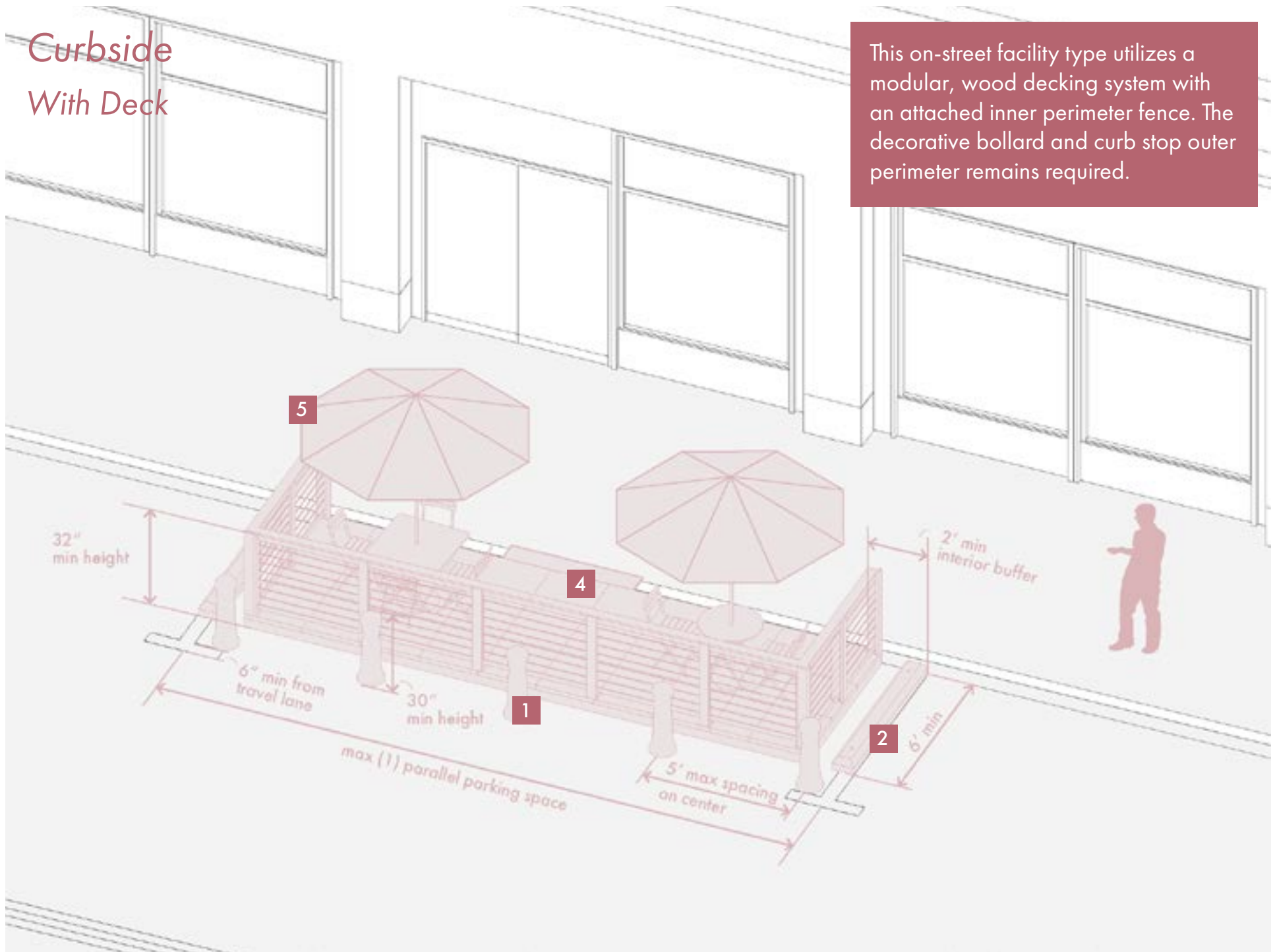
Curbside No Deck

This on-street facility type utilizes rectangular planters as an inner perimeter, with the required black, decorative bollards and curb stops as the outer perimeter.



Curbside With Deck

This on-street facility type utilizes a modular, wood decking system with an attached inner perimeter fence. The decorative bollard and curb stop outer perimeter remains required.



Aesthetic Standards

Curbside On-Street Facility

Rectangular planters create both a consistent aesthetic and inner perimeter for on-street facilities.



Cast iron bollards are required to reinforce the outer perimeter on the travel lane edge.



Modular wood tiles can be installed on pedestals for easy installation, and to maintain drainage.



Tables, chairs, and other free-standing elements shall be consistently oriented and arranged.



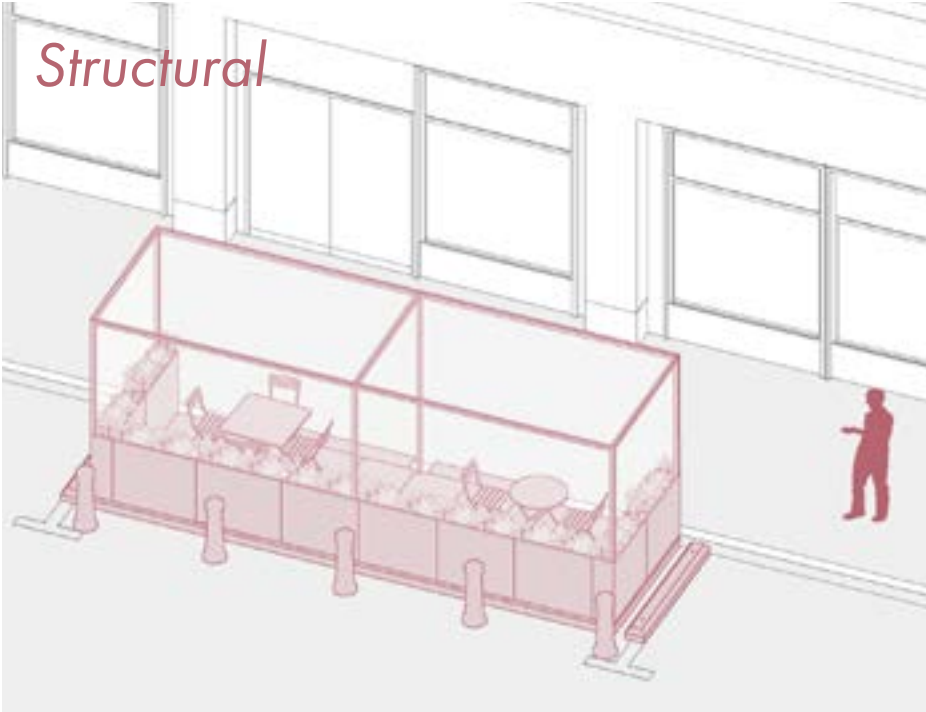
Curb stops are required along the outer perimeter on the parallel parking edges.



Off-the-shelf ADA-compliant ramps ease wheelchair access to facilities without a deck.



Structural



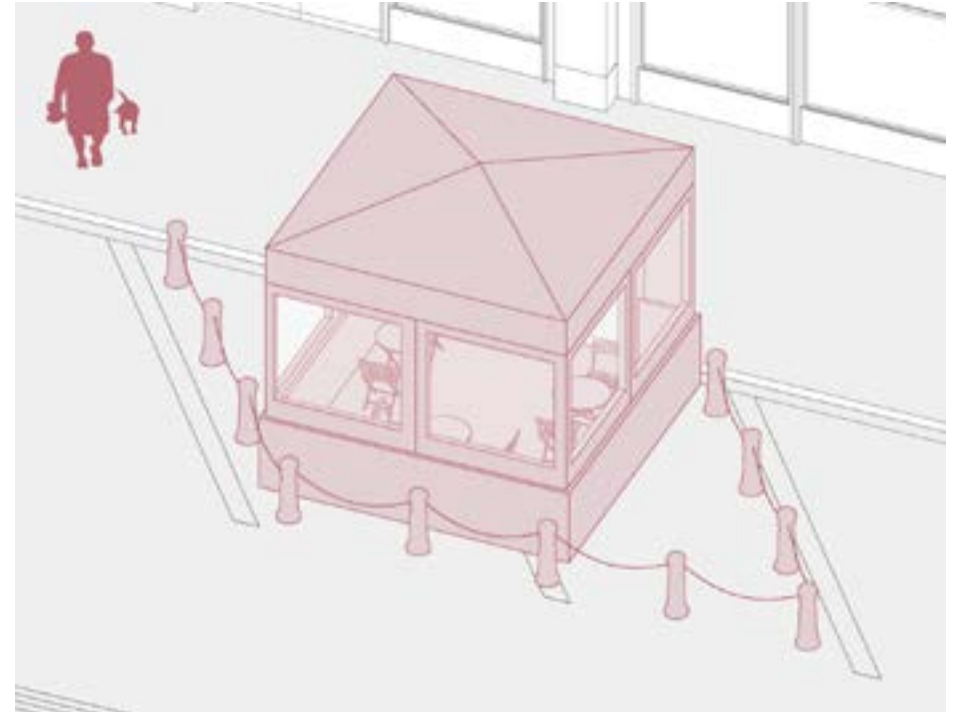
WOOD & METAL

Application Form
Application Deadline
Estimated Cost Range
Streets Permitted

On-Street Dining Facility
April 1st
\$15,000 - \$30,000
**Kraft Avenue, Pondfield Road,
Sagamore Road**

*estimated costs are for materials and furnishings only (e.g. no labor or maintenance costs), and do not include tax or shipping

*unit cost of the bollards included in above cost range are approx. \$640; cost of PVC Panels facility based off of an existing, local facility



PVC PANELS

Application Form
Application Deadline
Estimated Cost Range
Streets Permitted

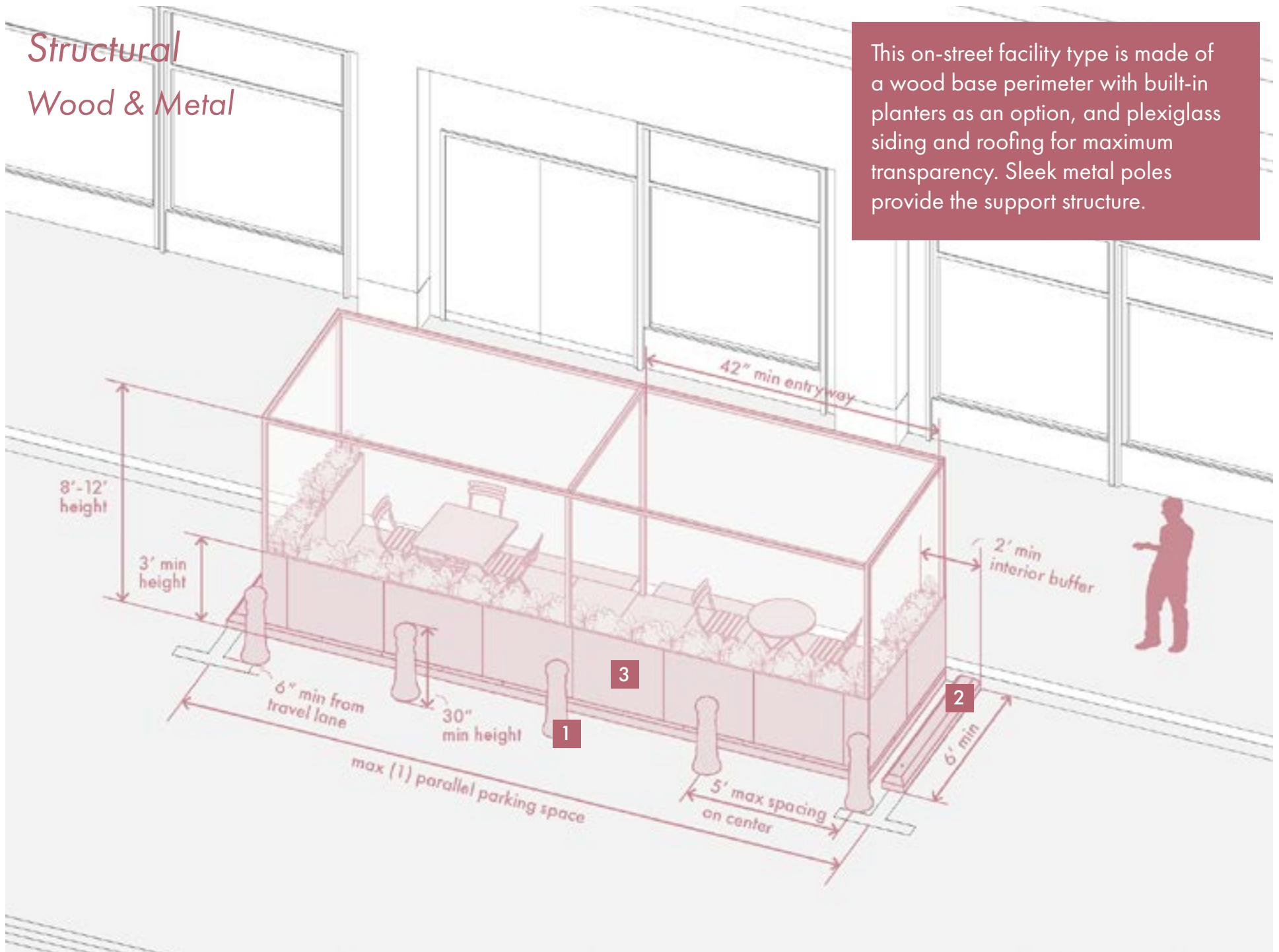
On-Street Dining Facility
April 1st
\$20,000 - \$40,000
**Kraft Avenue, Pondfield Road,
Sagamore Road**

ADDITIONAL STANDARDS:

- All three sides of a structural facility must be translucent.
- All platform coverings are to comply with fire safety regulations of Test Method #2 NFPA 701.
- Decorative materials like table cloths and fake plants are to comply with fire safety regulations of Test Method #2 NFPA 701.
- If electrical wiring is run along the ground across the pedestrian throughway, use chord covers for pedestrian safety.
- Heaters and lighting can be installed to the interior of the structure for climate comfort.
- To fully enclose the structure in the cooler months, curtains can be installed on the sidewalk side.

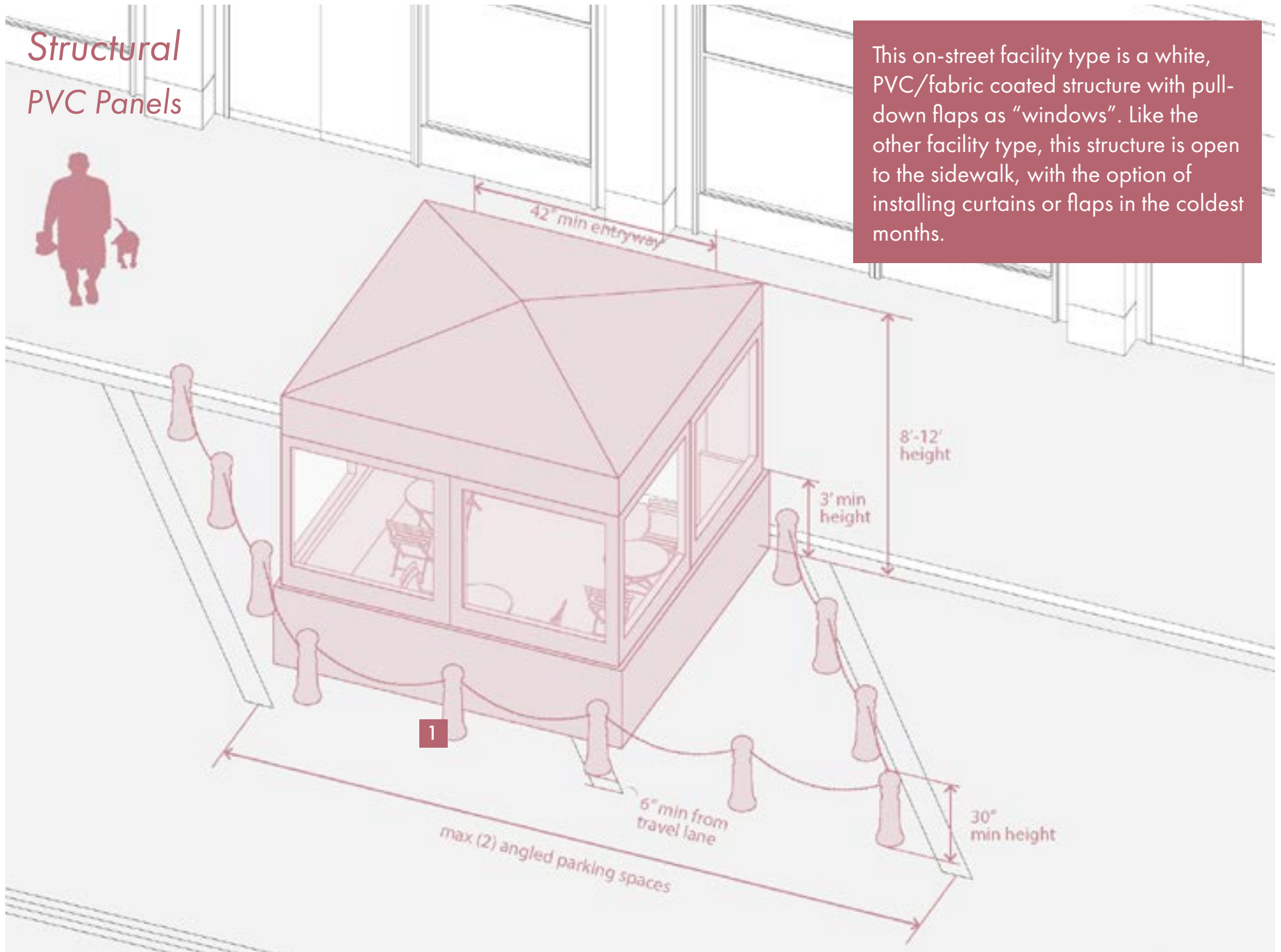
Structural Wood & Metal

This on-street facility type is made of a wood base perimeter with built-in planters as an option, and plexiglass siding and roofing for maximum transparency. Sleek metal poles provide the support structure.



Structural PVC Panels

This on-street facility type is a white, PVC/fabric coated structure with pull-down flaps as "windows". Like the other facility type, this structure is open to the sidewalk, with the option of installing curtains or flaps in the coldest months.



Aesthetic Standards

Structural On-Street Facility

Retractable flaps allow for easy transitions on the sidewalk side of a structure.



Awning-like structures with floor to ceiling windows are durable, modern, and open.



All decorations, deck coverings, and electric heat inside of structural facilities shall be approved according to the applicable Village permits.



A facility facing the sidewalk during warmer months creates a perception of openness.



Seating space can be conserved by building benches into the interior.



String lights can be affixed to the interior of the roof for ambiance and extra lighting.

