




PERMIT REGULATIONS



YOUR NEW PARKING PERMIT IS IN A PEEL AND STICK ENVELOPE. TO APPLY THIS ENVELOPE, PEEL OFF THE COVER SHEET. AFFIX THIS ENVELOPE TO THE **INSIDE OF YOUR VEHICLE'S REARMOST SIDE WINDOW ON THE DRIVER'S SIDE.**

DO NOT APPLY THE PERMIT ANYWHERE BUT THE INSIDE OF THE DESIGNATED SIDE WINDOW. YOUR PARKING PERMIT WILL BE VALID **ONLY** WHEN AFFIXED AS INSTRUCTED IN THE DESIGNATED SIDE WINDOW LOCATION. AN IMPROPERLY AFFIXED OR WRONGLY PLACED DECAL MAY RESULT IN A TICKET FOR PARKING IN A RESTRICTED ZONE.

THE PERMIT IS TO BE AFFIXED ONLY TO THE VEHICLE FOR WHICH IT WAS ISSUED.

CHANGE OF VEHICLE: If a permit holder changes vehicles, the original decal should be returned to the Parking Office in Village Hall, in which case a replacement will be issued for \$5.00 on presentation of all items required for a new application. If the original decal is not returned, full price will be charged for its replacement. In any event, please do not dispose of a vehicle without first removing the parking decal.

REMINDER: The purchase of a commuter buyout permit does not guarantee that there will be a space reserved as all meters in the commuter parking area will remain on a first come basis.