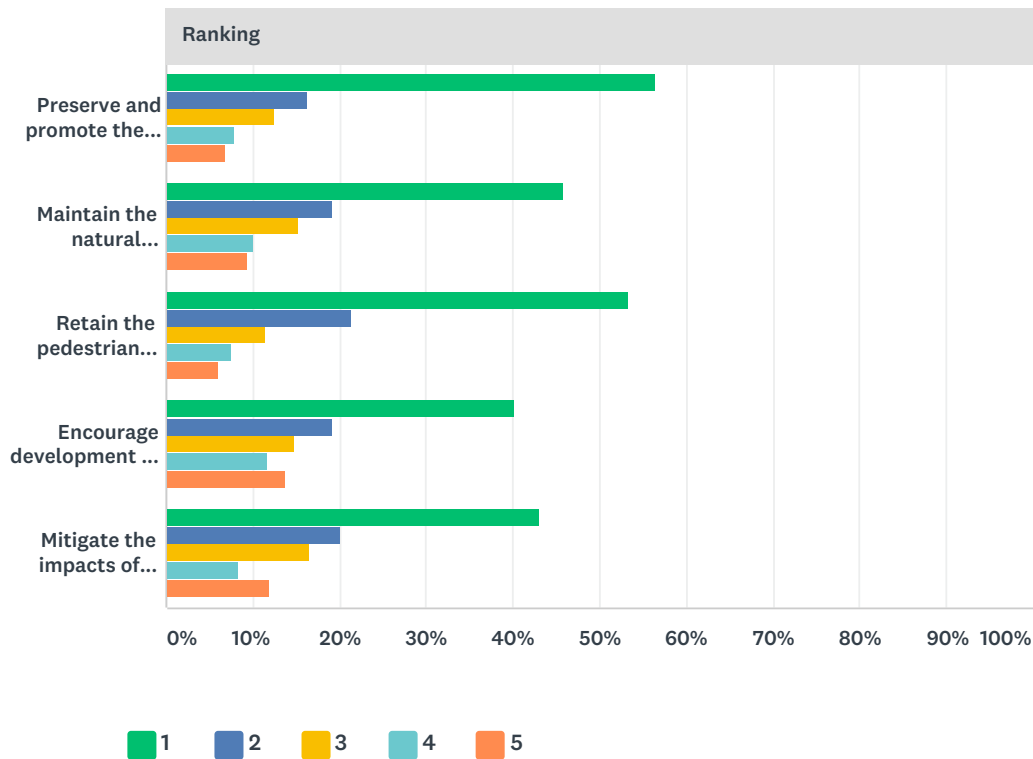


**Q1 Vision** The 2009 Bronxville Comprehensive Plan describes the following vision for the Village: The overall purpose of this Comprehensive Plan is to maintain Bronxville as a small scale, attractive community in which the pattern and quality of land uses reflect the needs of residents, businesses, institutions and other interest groups within the Village. Please rank the following 1 through 5, 1 being most important and 5 being the least. You may rank more than one option with the same number.

Answered: 693 Skipped: 12



Ranking						
	1	2	3	4	5	TOTAL
Preserve and promote the special architectural character and appearance of existing buildings and neighborhoods.	56.52% 390	16.23% 112	12.46% 86	7.97% 55	6.81% 47	690
Maintain the natural landscape of the Village.	45.83% 313	19.18% 131	15.37% 105	10.10% 69	9.52% 65	683
Retain the pedestrian scale of buildings, streets and open spaces that currently exist in the downtown area.	53.45% 364	21.29% 145	11.45% 78	7.64% 52	6.17% 42	681
Encourage development and land utilization that is appropriate to the existing pattern of development and which will help ensure the economic stability and vitality of the whole community.	40.26% 277	19.33% 133	14.83% 102	11.77% 81	13.81% 95	688
Mitigate the impacts of flooding on residential and commercial properties within the Village.	43.09% 296	20.09% 138	16.45% 113	8.44% 58	11.94% 82	687

**Q2 Is there anything in the 2009 vision that you think is no longer applicable in Bronxville, or should be changed?**

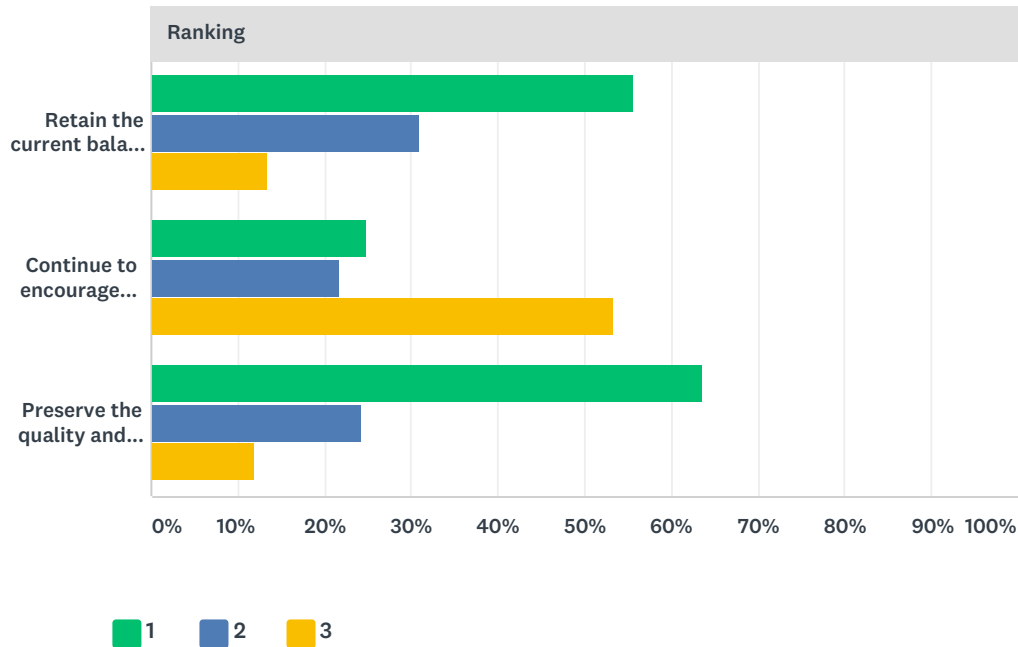
Answered: 409   Skipped: 296

### Q3 Is anything missing that you would like to see added to the vision for Bronxville?

Answered: 451   Skipped: 254

**Q4 Residential Areas** The 2009 Bronxville Comprehensive Plan describes the following objectives for the Village's residential areas. Please rank the following 1 through 3, 1 being most important and 3 being the least. You may rank more than one option with the same number.

Answered: 685 Skipped: 20



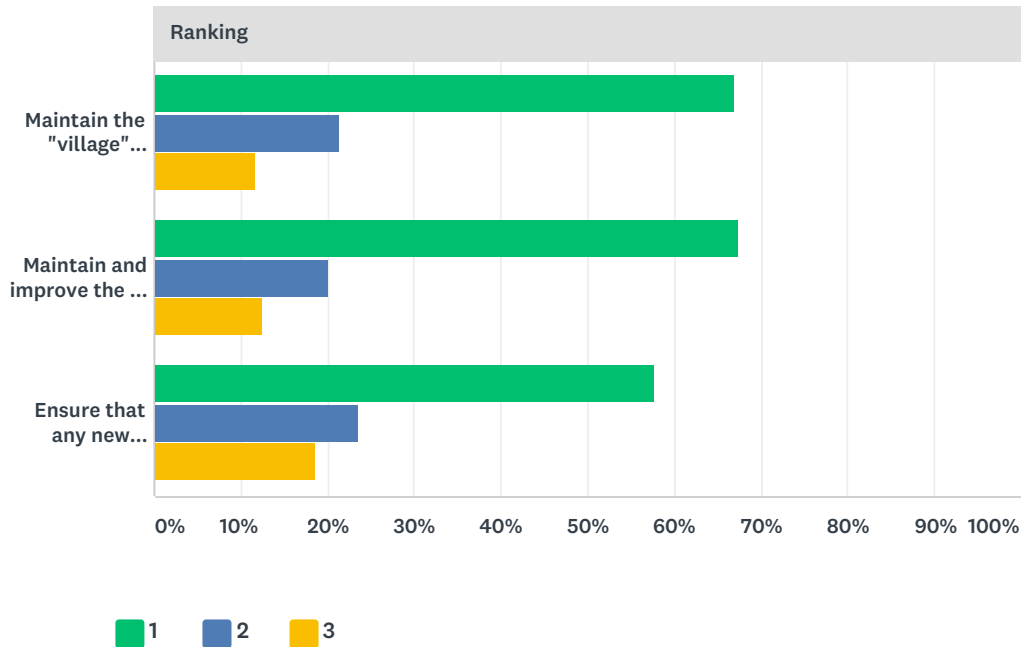
Ranking				
	1	2	3	TOTAL
Retain the current balance between single-family and multi-family units. __	55.59% 378	31.03% 211	13.38% 91	680
Continue to encourage development of appropriately scaled multi-family units adjacent to or within the Central Business District (CBD), including opportunities for senior citizen housing and/or assisted care housing. __	24.89% 169	21.80% 148	53.31% 362	679
Preserve the quality and character of existing single-family residential zones. __	63.66% 431	24.37% 165	11.96% 81	677

**Q5 Are any goals missing that are needed to support the residential areas of the Bronxville community? Should any goals be deleted?**

Answered: 390   Skipped: 315

**Q6 Commercial Uses** The 2009 Bronxville Comprehensive Plan describes the following objectives for the Village's commercial uses. Please rank the following 1 through 3, 1 being most important and 3 being the least. You may rank more than one option with the same number.

Answered: 678 Skipped: 27



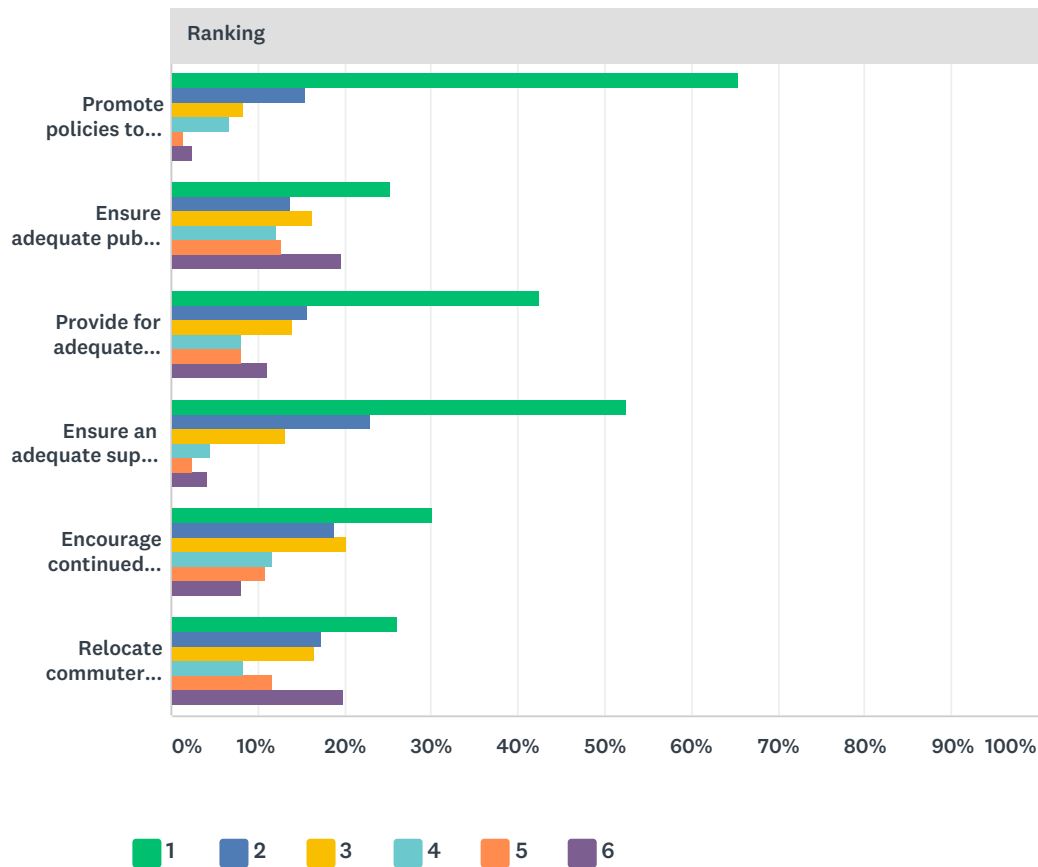
Ranking				
	1	2	3	TOTAL
Maintain the "village" character of the CBD through careful control of land uses, storefronts and signage, adequate building maintenance, and on-going streetscape improvements.	67.01% 453	21.30% 144	11.69% 79	676
Maintain and improve the mix of retail stores, services and other commercial uses that are geared to the needs of local residents and those in nearby communities.	67.36% 452	20.12% 135	12.52% 84	671
Ensure that any new development is related in scale and character to the existing buildings within the CBD.	57.76% 387	23.58% 158	18.66% 125	670

**Q7 Are any goals missing that are needed to improve commercial uses in the CBD in Bronxville? Should any goals be deleted?**

Answered: 381   Skipped: 324

**Q8 Transportation and Parking** The 2009 Bronxville Comprehensive Plan describes the following objectives for transportation and parking in the Village. Please rank the following 1 through 6, 1 being most important and 6 being the least. You may rank more than one option with the same number.

Answered: 674 Skipped: 31



Ranking	1	2	3	4	5	6	TOTAL
Promote policies to help ensure convenient and safe traffic flow on the Village street network.	65.40% 429	15.40% 101	8.38% 55	6.71% 44	1.52% 10	2.59% 17	656
Ensure adequate public transportation services, particularly for residents without access to private automobiles.	25.26% 167	13.77% 91	16.34% 108	12.10% 80	12.86% 85	19.67% 130	661
Provide for adequate off-street parking for any new multi-family development.	42.51% 278	15.75% 103	14.07% 92	8.26% 54	8.26% 54	11.16% 73	654
Ensure an adequate supply of parking for commuters, shoppers, merchants and other visitors to the CBD consistent with the residential character of the Village.	52.56% 349	23.04% 153	13.10% 87	4.67% 31	2.41% 16	4.22% 28	664
Encourage continued improvement in the utilization of metered parking spaces.	30.17% 197	18.84% 123	20.21% 132	11.79% 77	10.87% 71	8.12% 53	653
Relocate commuter parking to outlying parking parcels such as the Kensington site to open space in the CBD for shoppers.	26.17% 174	17.29% 115	16.54% 110	8.42% 56	11.73% 78	19.85% 132	665

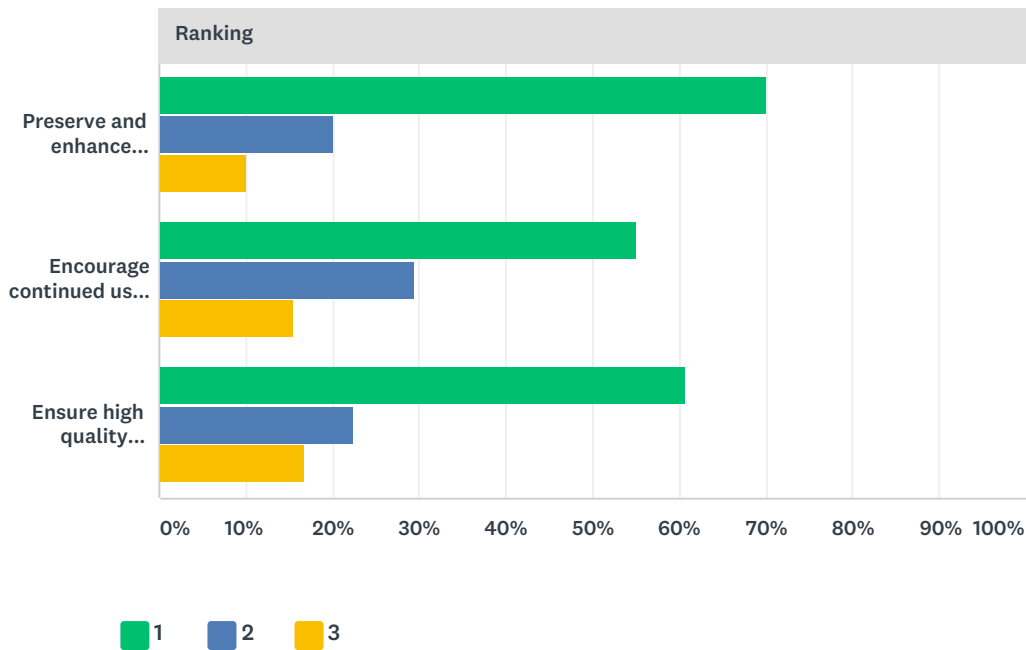


**Q9 Are any goals missing that are needed to expand or improve transportation and/or parking in Bronxville? Should any goals be deleted?**

Answered: 386   Skipped: 319

**Q10 Open Space and Recreation** The 2009 Bronxville Comprehensive Plan describes the following objectives for open space and recreation in the Village. Please rank the following 1 through 3, 1 being most important and 3 being the least. You may rank more than one option with the same number.

Answered: 663 Skipped: 42



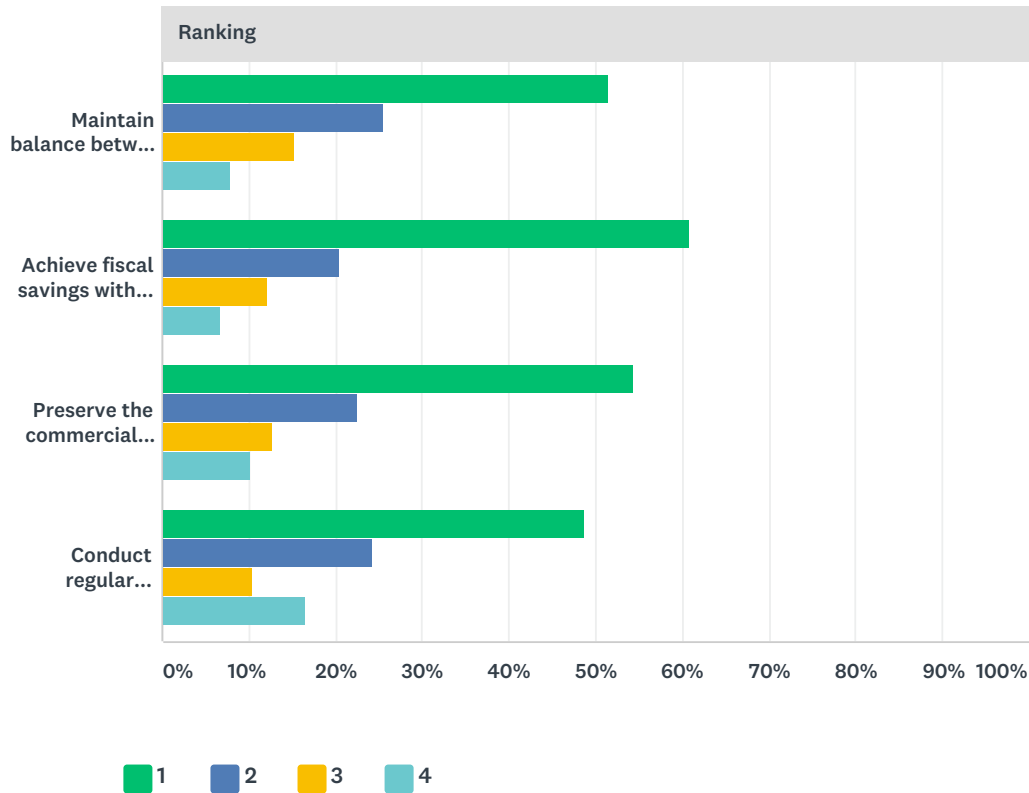
Ranking				
	1	2	3	TOTAL
Preserve and enhance existing public open space with special attention to landscape improvement of Village streets, parking lots, and train station area.	70.00% 462	20.00% 132	10.00% 66	660
Encourage continued use of natural landscape elements within existing development.	55.03% 361	29.42% 193	15.55% 102	656
Ensure high quality maintenance of existing recreational facilities.	60.70% 397	22.48% 147	16.82% 110	654

**Q11 Are any goals missing that are needed to improve Bronxville's open space and recreational facilities? Should any goals be deleted?**

Answered: 336   Skipped: 369

**Q12 Tax Base** The 2009 Bronxville Comprehensive Plan describes the following objectives for the Village's tax base. Please rank the following 1 through 4, 1 being most important and 4 being the least. You may rank more than one option with the same number.

Answered: 660 Skipped: 45



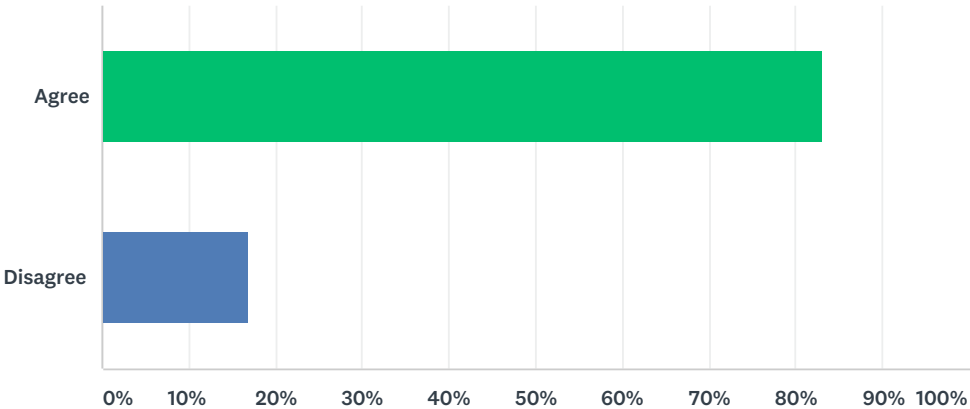
Ranking					
	1	2	3	4	TOTAL
Maintain balance between user fees and the costs of providing services.	51.39% 333	25.46% 165	15.28% 99	7.87% 51	648
Achieve fiscal savings without sacrificing existing high quality Village services.	60.78% 392	20.47% 132	12.09% 78	6.67% 43	645
Preserve the commercial property tax base in the CBD.	54.39% 347	22.57% 144	12.70% 81	10.34% 66	638
Conduct regular revaluation updates as needed to ensure that assessed property values are consistent with real estate values and other conditions.	48.69% 317	24.27% 158	10.45% 68	16.59% 108	651

**Q13 Are any goals missing that are needed to preserve the local tax base? Should any goals be deleted?**

Answered: 300   Skipped: 405

Q14 The population of the Village is about right, and the Village should generally neither encourage nor discourage additional housing development.

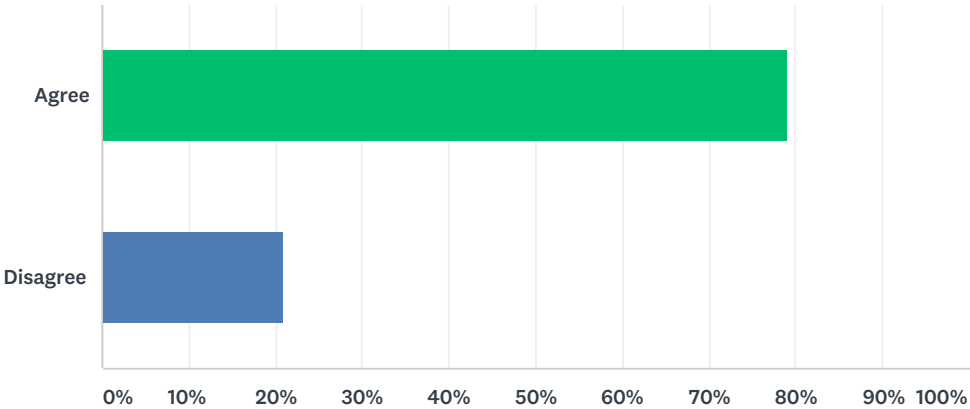
Answered: 671    Skipped: 34



ANSWER CHOICES		RESPONSES	
Agree		83.01%	557
Disagree		16.99%	114
TOTAL			671

Q15 Additional urbanization and crowding threaten the character of the Village in the long term.

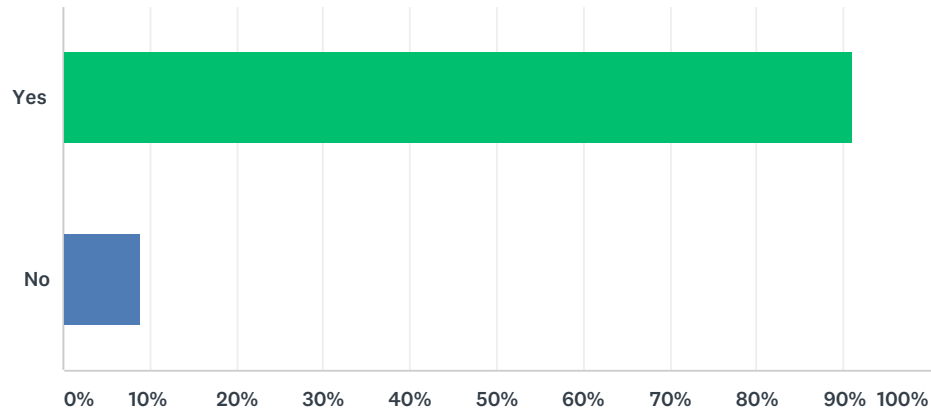
Answered: 671    Skipped: 34



ANSWER CHOICES	RESPONSES	
Agree	78.99%	530
Disagree	21.01%	141
TOTAL		671

Q16 Do you support continued temporary closures of Park Place to create a pedestrian plaza for special events?

Answered: 671 Skipped: 34

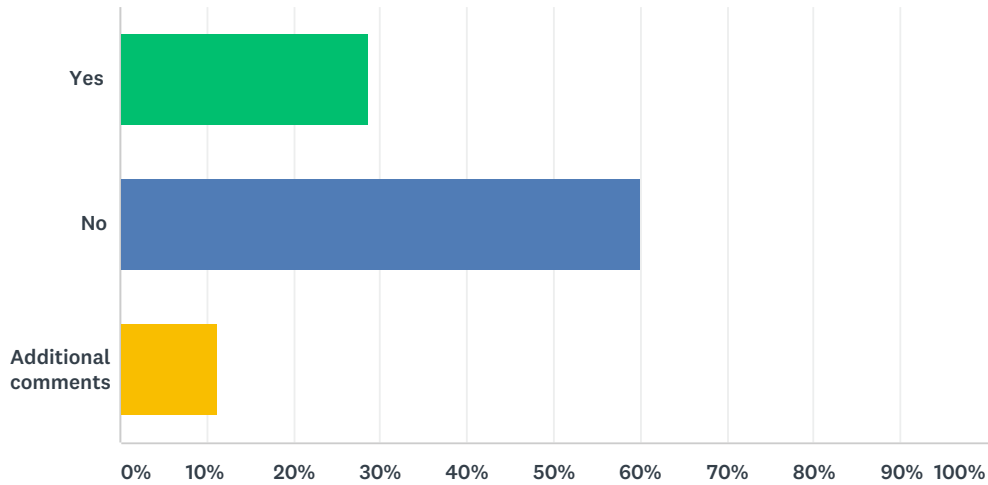


ANSWER CHOICES	RESPONSES	
Yes	90.91%	610
No	9.09%	61
TOTAL		671



Q17 Would you support a permanent closing of Park Place for a pedestrian plaza?

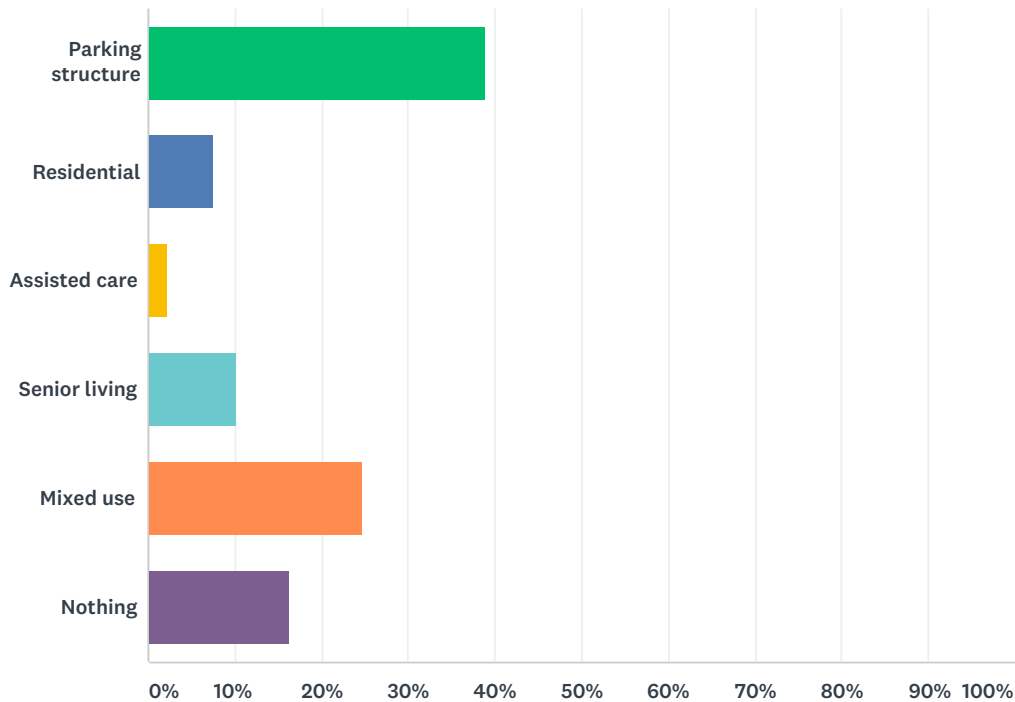
Answered: 678 Skipped: 27



ANSWER CHOICES		RESPONSES	
Yes		28.76%	195
No		60.03%	407
Additional comments		11.21%	76
TOTAL			678

**Q18 The Village has recently purchased the parking lot across from the Avalon, formerly known as the Mobil Lot. What use, in addition to a surface parking lot, would you like to see developed on this site? It is assumed that any new use residential or commercial would have to replace all current at grade spaces in underground parking as was done with Villa BXV on Kensington Road.**

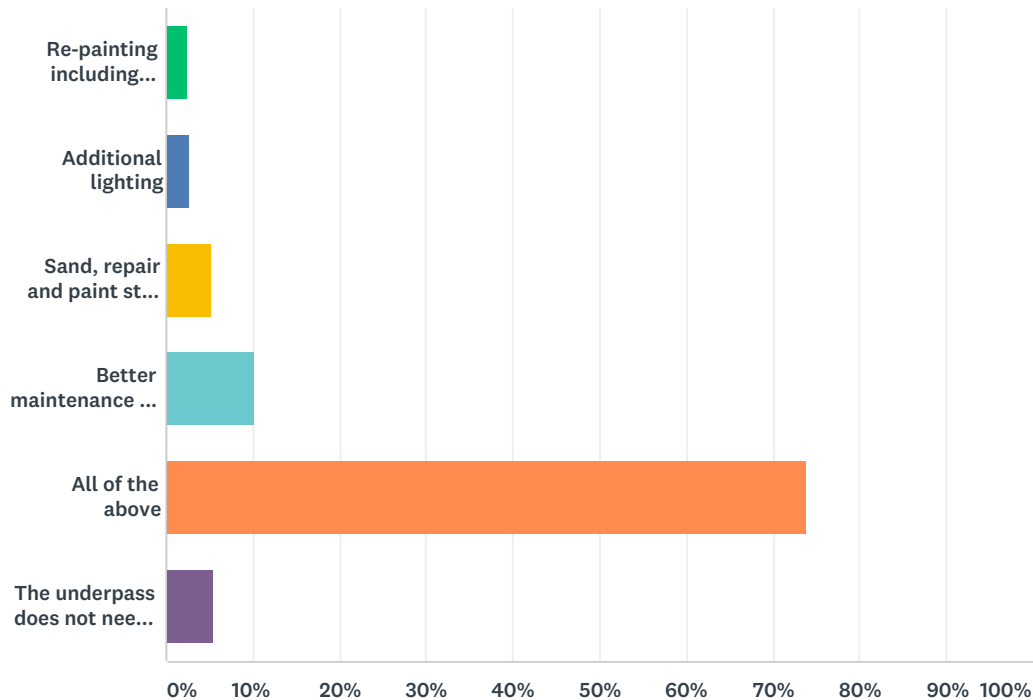
Answered: 650 Skipped: 55



ANSWER CHOICES	RESPONSES	
Parking structure	38.92%	253
Residential	7.54%	49
Assisted care	2.31%	15
Senior living	10.15%	66
Mixed use	24.77%	161
Nothing	16.31%	106
TOTAL		650

**Q19 Currently, Pondfield Road's Metro-North underpass (under joint ownership between the Village and the MTA) forms a perceived barrier between the east and west portions of downtown. Which of the following improvements would you support to create a more aesthetically pleasing connection under the train tracks? (Check all that apply.)**

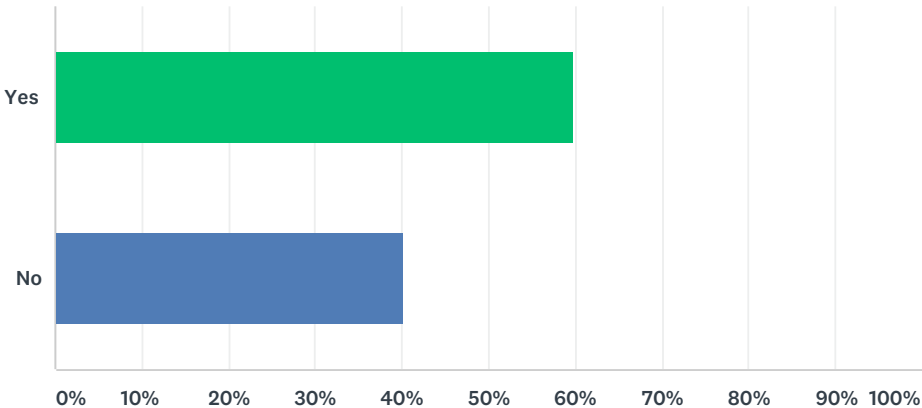
Answered: 651 Skipped: 54



ANSWER CHOICES	RESPONSES	
Re-painting including possible murals	2.46%	16
Additional lighting	2.76%	18
Sand, repair and paint steel beams supporting the tracks	5.22%	34
Better maintenance to improve cleanliness and aesthetics	10.29%	67
All of the above	73.89%	481
The underpass does not need improvement.	5.38%	35
<b>TOTAL</b>		<b>651</b>

Q20 Some have said that Bronxville lacks a hotel, which could also provide additional tax revenue. Would you support the development of a small boutique hotel that fits into the surrounding fabric of the Central Business District?

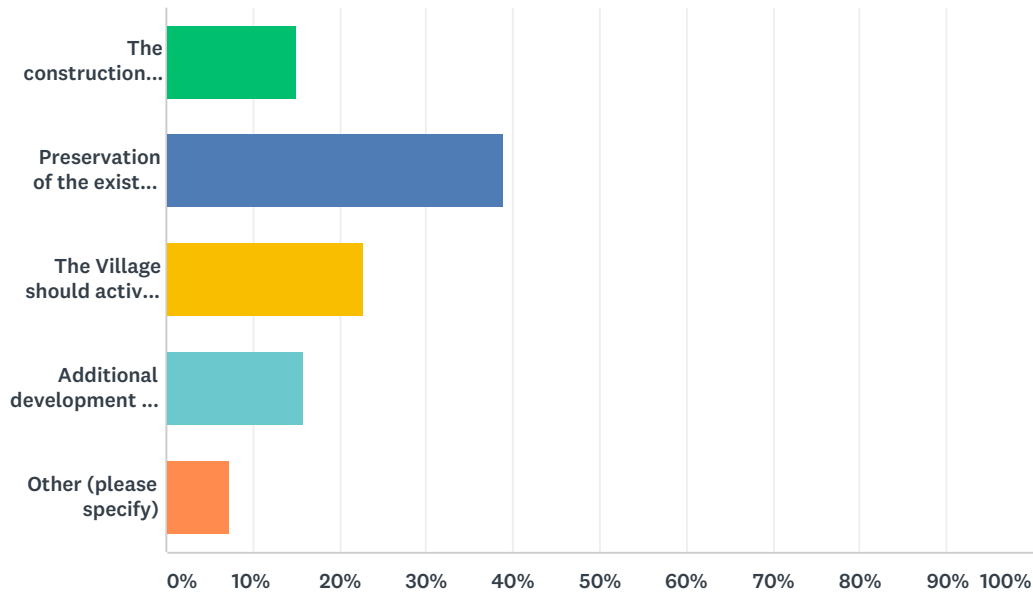
Answered: 649 Skipped: 56



ANSWER CHOICES		RESPONSES
Yes		59.78% 388
No		40.22% 261
TOTAL		649

## Q21 Which best describes your feelings regarding potential growth of the Central Business District? Please circle one answer that best reflects your views.

Answered: 648 Skipped: 57



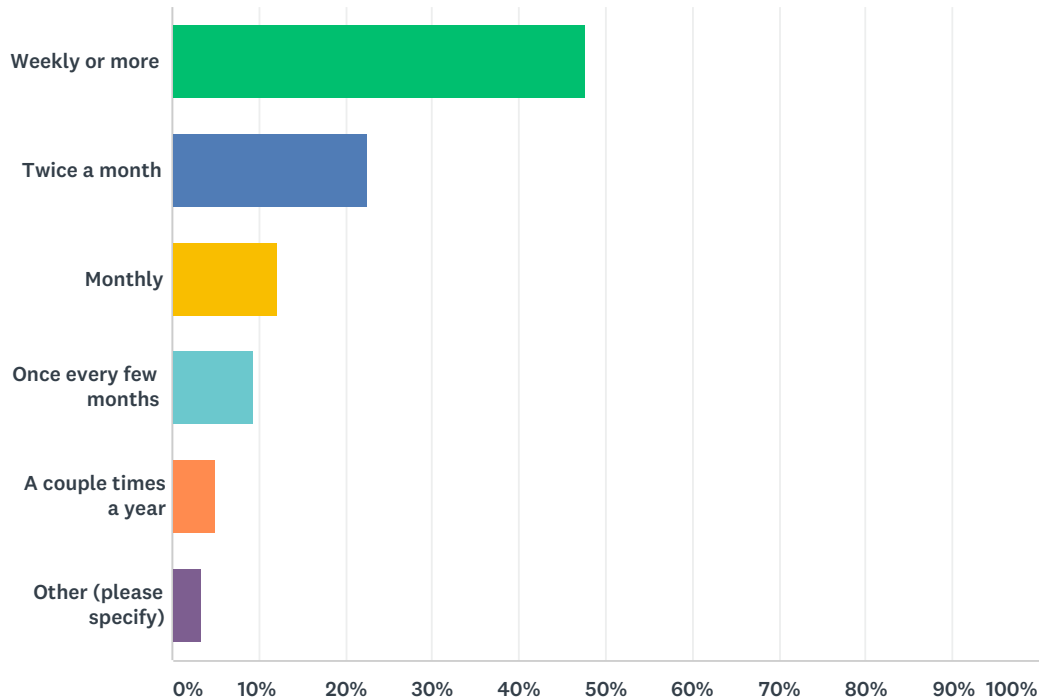
ANSWER CHOICES	RESPONSES	
The construction of additional retail stores and activities in downtown Bronxville would be welcome.	15.12%	98
Preservation of the existing level of activity in downtown Bronxville is more valuable than the benefits of additional downtown retail facilities	38.89%	252
The Village should actively encourage the development of additional commerce in Bronxville if it results in additional tax collections.	22.84%	148
Additional development of the west side of Bronxville would generally be welcomed.	15.90%	103
Other (please specify)	7.25%	47
<b>TOTAL</b>		<b>648</b>

## Q22 What types of stores/services would you like to see in the CBD?

Answered: 423   Skipped: 282

## Q23 Roughly how often per month do you eat in a restaurant in Bronxville?

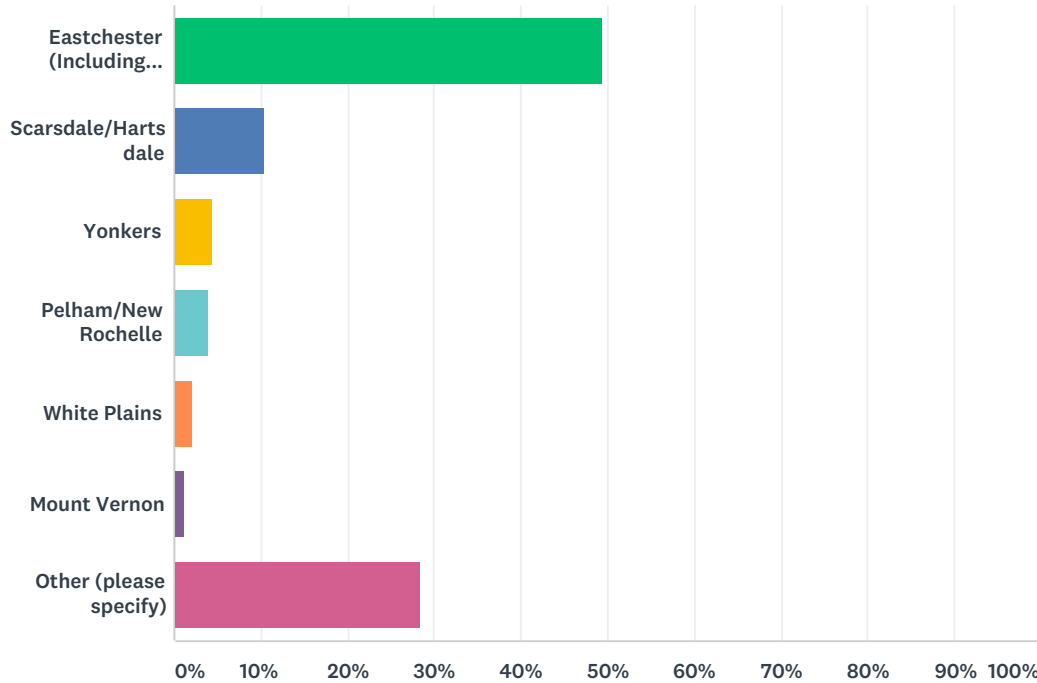
Answered: 655 Skipped: 50



ANSWER CHOICES	RESPONSES	
Weekly or more	47.63%	312
Twice a month	22.60%	148
Monthly	12.06%	79
Once every few months	9.31%	61
A couple times a year	5.04%	33
Other (please specify)	3.36%	22
TOTAL		655

## Q24 Where do you dine outside of Bronxville?

Answered: 645 Skipped: 60

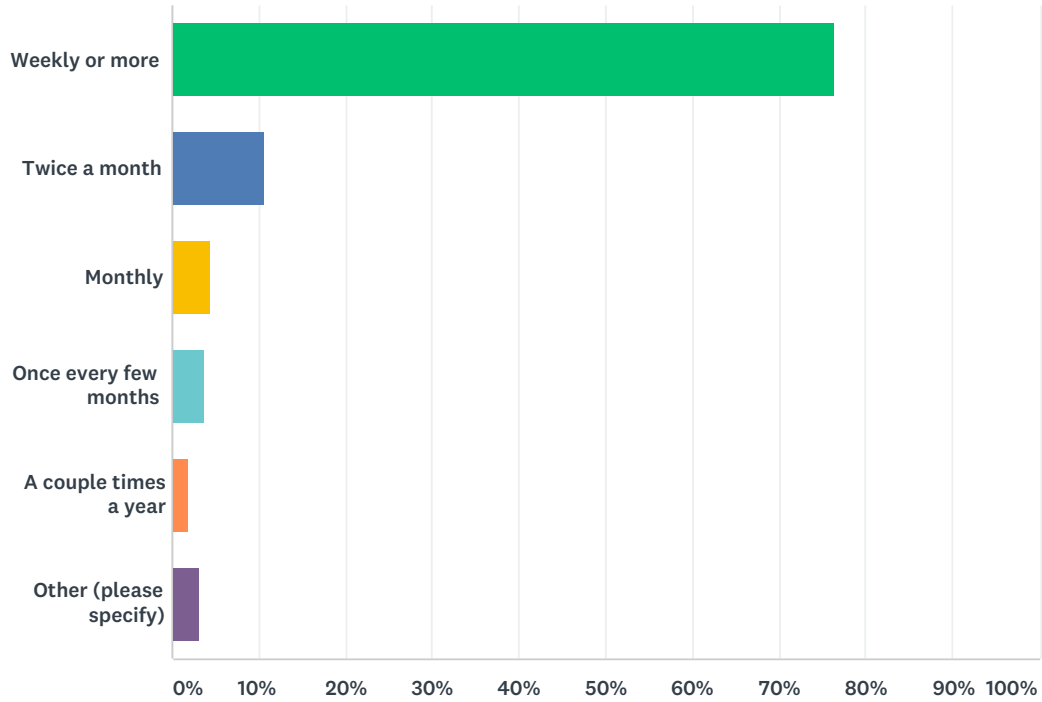


ANSWER CHOICES	RESPONSES	
Eastchester (Including Tuckahoe)	49.46%	319
Scarsdale/Hartsdale	10.39%	67
Yonkers	4.50%	29
Pelham/New Rochelle	3.88%	25
White Plains	2.02%	13
Mount Vernon	1.24%	8
Other (please specify)	28.53%	184
TOTAL		645



## Q25 Roughly how often per month do you shop in Bronxville?

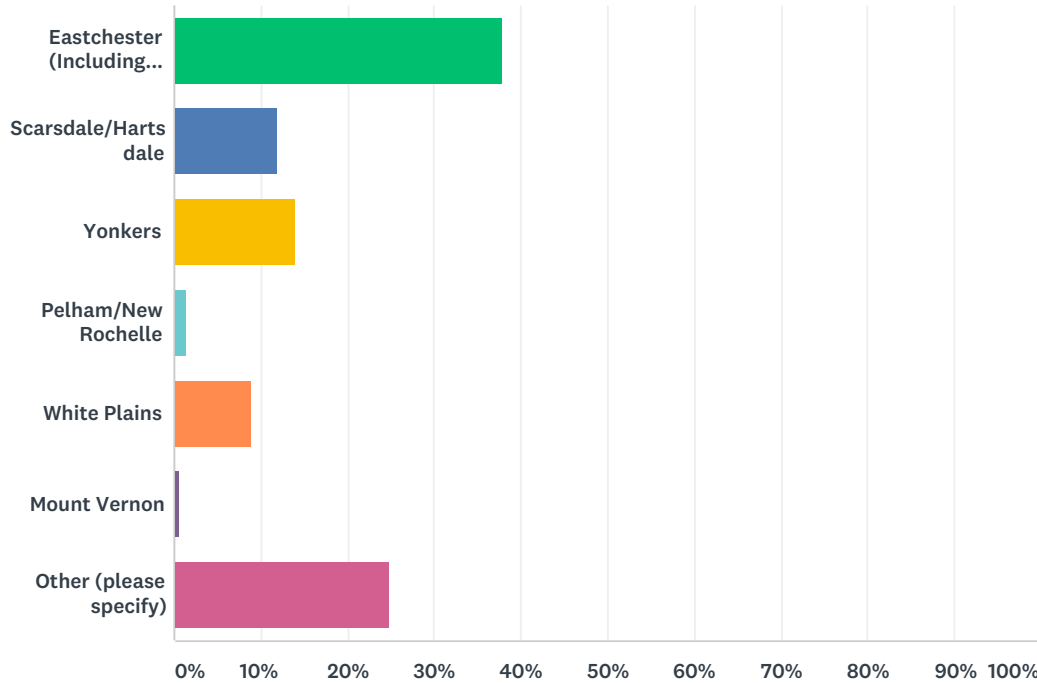
Answered: 654 Skipped: 51



ANSWER CHOICES	RESPONSES	
Weekly or more	76.30%	499
Twice a month	10.70%	70
Monthly	4.43%	29
Once every few months	3.67%	24
A couple times a year	1.83%	12
Other (please specify)	3.06%	20
TOTAL		654

## Q26 Where do you shop outside of Bronxville?

Answered: 649 Skipped: 56



ANSWER CHOICES	RESPONSES	
Eastchester (Including Tuckahoe)	37.90%	246
Scarsdale/Hartsdale	11.86%	77
Yonkers	14.02%	91
Pelham/New Rochelle	1.54%	10
White Plains	9.09%	59
Mount Vernon	0.62%	4
Other (please specify)	24.96%	162
<b>TOTAL</b>		<b>649</b>

**Q27 The Village has installed new LED light fixtures in the CBD in an effort to improve safety for pedestrians. Would you support the Village expanding these fixtures elsewhere in the downtown? If not, why?**

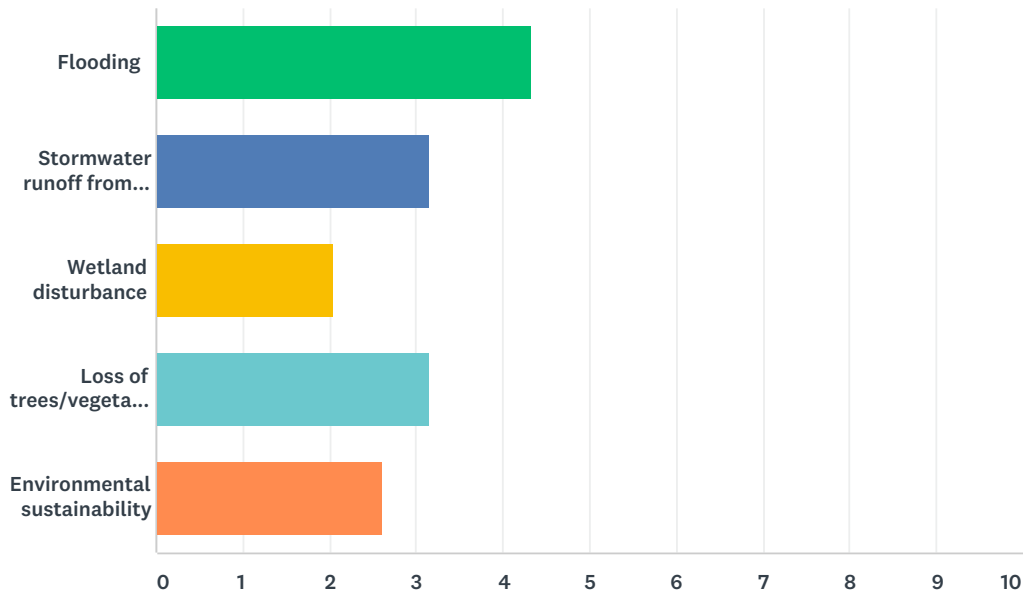
Answered: 556   Skipped: 149

## Q28 Would you support additional funding for police walking patrols in the CBD?

Answered: 582 Skipped: 123

**Q29 What do you think is the most significant environmental issue facing Bronxville? Please rank the following 1 through 5, 1 being most important and 5 being the least. (Please do not rank more than one option with the same number.)**

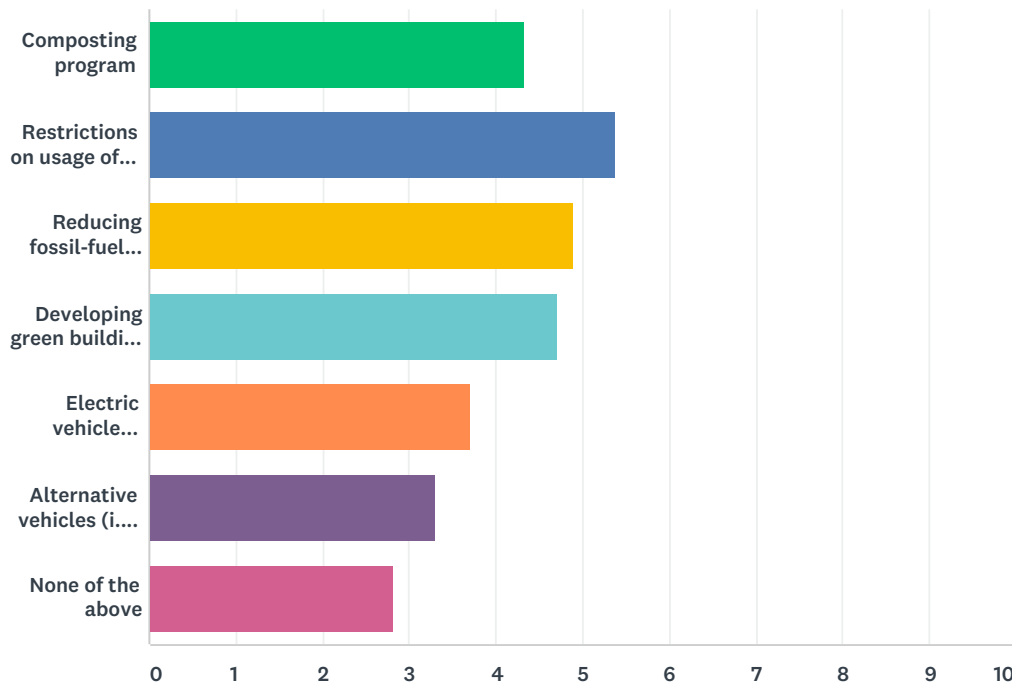
Answered: 633 Skipped: 72



	1	2	3	4	5	TOTAL	SCORE
Flooding	65.05% 376	17.82% 103	7.61% 44	4.67% 27	4.84% 28	578	4.34
Stormwater runoff from individual homes and streets	9.57% 53	38.09% 211	22.38% 124	17.51% 97	12.45% 69	554	3.15
Wetland disturbance	1.83% 10	7.33% 40	23.08% 126	30.04% 164	37.73% 206	546	2.05
Loss of trees/vegetation	18.53% 106	21.68% 124	27.97% 160	21.33% 122	10.49% 60	572	3.16
Environmental sustainability	13.38% 78	16.30% 95	18.87% 110	22.30% 130	29.16% 170	583	2.62

**Q30 A sustainable community is one where the needs and concerns of the present are met without compromising the ability of future generations to address their own needs and concerns. An important component of sustainability is protecting the environment and natural resources for the long-term. Please rank the following 1 through 7, 1 being most important and 7 being the least. (Please do not rank more than one option with the same number.)**

Answered: 620 Skipped: 85



	1	2	3	4	5	6	7	TOTAL	SCORE
Composting program	15.88% 81	17.45% 89	12.16% 62	20.00% 102	13.33% 68	16.27% 83	4.90% 25	510	4.34
Restrictions on usage of disposable plastic bags, containers, utensils and the like.	39.08% 204	19.73% 103	15.13% 79	8.43% 44	6.90% 36	5.56% 29	5.17% 27	522	5.38
Reducing fossil-fuel dependency by encouraging the use of renewable energy, such as solar panels and geo-thermal heating and cooling.	17.81% 91	26.03% 133	22.11% 113	12.13% 62	10.37% 53	7.63% 39	3.91% 20	511	4.90
Developing green building codes, following U.S. Green Building Council Leadership in Energy and Environmental Design (LEED) standards or equivalent.	14.42% 74	19.49% 100	23.20% 119	22.03% 113	10.33% 53	7.80% 40	2.73% 14	513	4.71
Electric vehicle charging stations.	5.59% 29	9.63% 50	15.22% 79	15.99% 83	31.21% 162	17.15% 89	5.20% 27	519	3.70

## Bronxville Comprehensive Plan Public Survey

Alternative vehicles (i.e. electric bikes, scooters, Low Speed Vehicles (LSVs), etc.)	5.23% 27	7.95% 41	10.08% 52	14.73% 76	20.35% 105	34.88% 180	6.78% 35	516	3.31
None of the above	25.37% 85	1.19% 4	3.28% 11	0.60% 2	2.39% 8	3.88% 13	63.28% 212	335	2.82

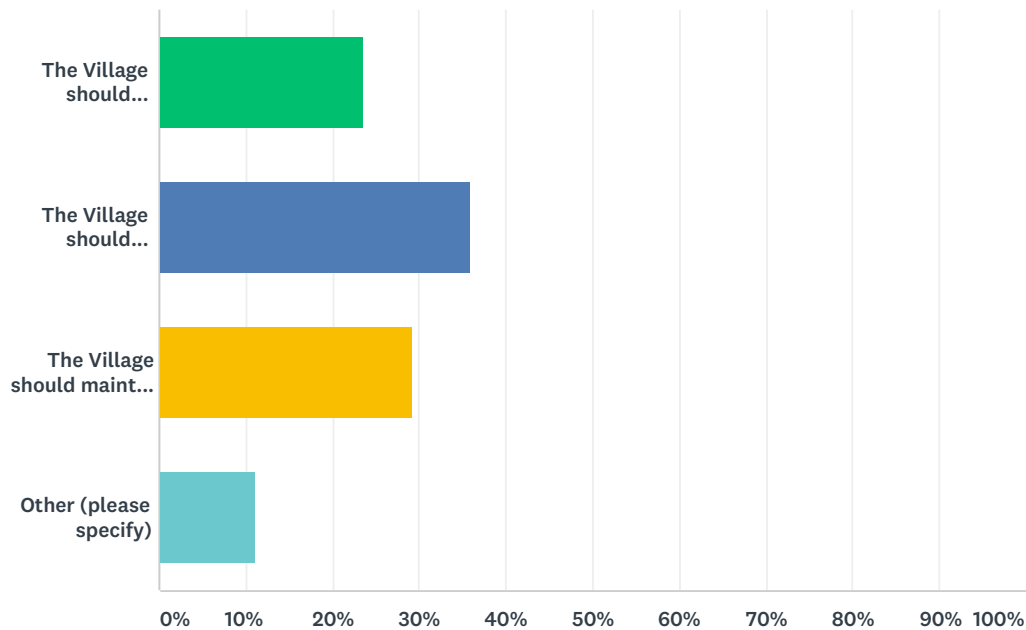
## Q31 Additional comments

Answered: 208   Skipped: 497



**Q32 Which best describes your feelings regarding solar power and the installation of solar panels in Bronxville? Please circle one answer that best reflects your views.**

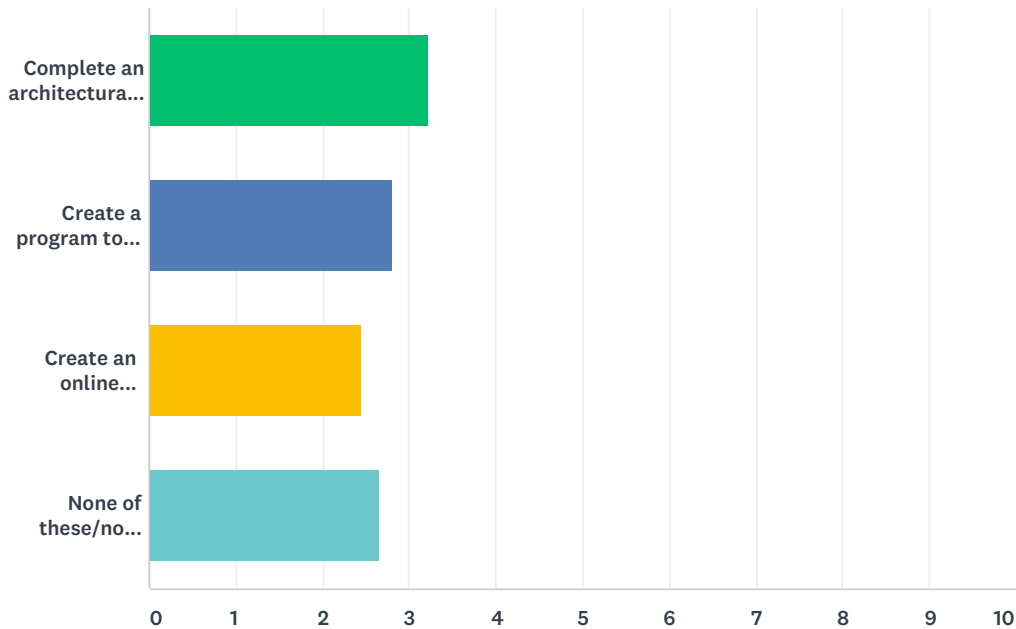
Answered: 627 Skipped: 78



ANSWER CHOICES	RESPONSES	
The Village should encourage the installation of solar panels on residences because they save energy and reduce the Village's carbon footprint.	23.60%	148
The Village should encourage the installation of solar panels on residences, except that installations should generally be limited to rear-facing rooftops so as to limit visual impact from the street.	36.04%	226
The Village should maintain relatively strict limits on the installation of solar panels on residences because they are inconsistent with the existing look and feel of the Village.	29.19%	183
Other (please specify)	11.16%	70
<b>TOTAL</b>		<b>627</b>

**Q33 Bronxville's historic and cultural assets contribute to its image and quality-of-life. What actions would you like to see the Village encourage to preserve and enhance these resources? Please rank the following 1 through 4, 1 being most important and 4 being the least. (Please do not rank more than one option with the same number.)**

Answered: 612 Skipped: 93



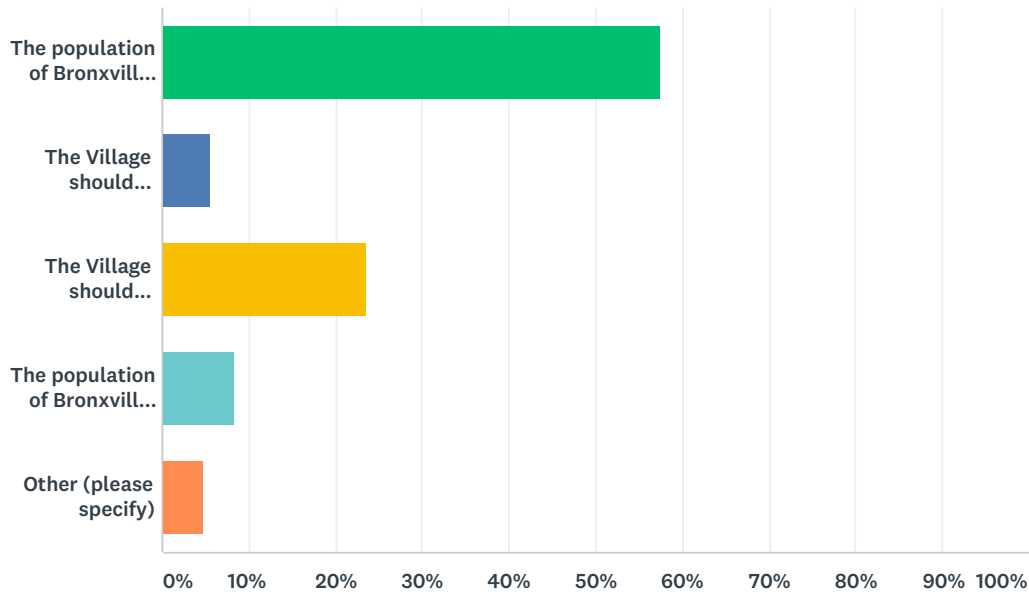
	1	2	3	4	TOTAL	SCORE
Complete an architectural resources survey to identify significant historic buildings, sites, and districts.	52.53% 228	24.19% 105	15.67% 68	7.60% 33	434	3.22
Create a program to educate homeowners about existing resources such as local, state, and federal historic preservation incentives.	23.10% 97	40.48% 170	29.76% 125	6.67% 28	420	2.80
Create an online directory of Bronxville's oldest homes and landscapes/gardens.	14.08% 60	29.34% 125	43.19% 184	13.38% 57	426	2.44
None of these/no changes needed.	51.32% 195	3.95% 15	3.68% 14	41.05% 156	380	2.66

## Q34 Additional comments

Answered: 128   Skipped: 577

**Q35 Which best describes your feelings regarding the population in Bronxville and need for additional housing development? Please choose one answer that best reflects your views.**

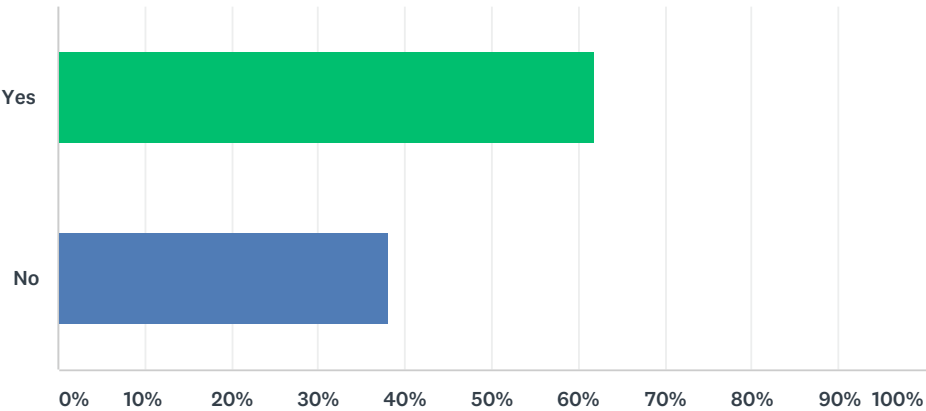
Answered: 612 Skipped: 93



ANSWER CHOICES	RESPONSES	
The population of Bronxville is about right and the Village should generally stay the same, i.e. neither encourage nor discourage housing development.	57.52%	352
The Village should encourage the development of more housing in Bronxville.	5.56%	34
The Village should discourage the development of more housing in Bronxville.	23.69%	145
The population of Bronxville should be increased by more housing development in the downtown area.	8.33%	51
Other (please specify)	4.90%	30
<b>TOTAL</b>		<b>612</b>

Q36 Some people have expressed concern about the size of the house in relationship to the size of the lot. Regulation could be enacted to further balance house sizes with lot and neighborhood scale. However, new regulation could make some homes nonconforming and moderate the size and/or the ability to construct additions. Do you favor putting some additional restrictions on house size?

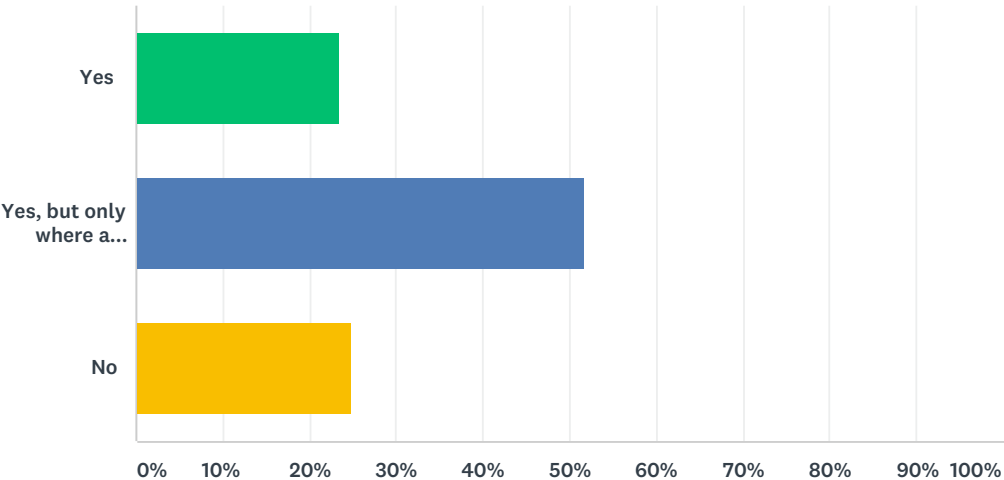
Answered: 607    Skipped: 98



ANSWER CHOICES		RESPONSES
Yes		61.94% 376
No		38.06% 231
TOTAL		607

Q37 Currently there is no site approval or architectural review of single family homes. Would you favor controlling exterior building style and design?

Answered: 615 Skipped: 90



ANSWER CHOICES		RESPONSES	
Yes		23.41%	144
Yes, but only where a property owner seeks to replace or significantly change the exterior style or design of an existing single family home.		51.71%	318
No		24.88%	153
TOTAL			615

**Q38 Do you support the conversion of existing street light fixtures on residential streets to newer more energy efficient and cost-effective LED lighting?**

Answered: 558   Skipped: 147

**Q39 Please indicate whether you think any improvements are needed in any of the following parks and open spaces, and if so what action you'd like to see.**

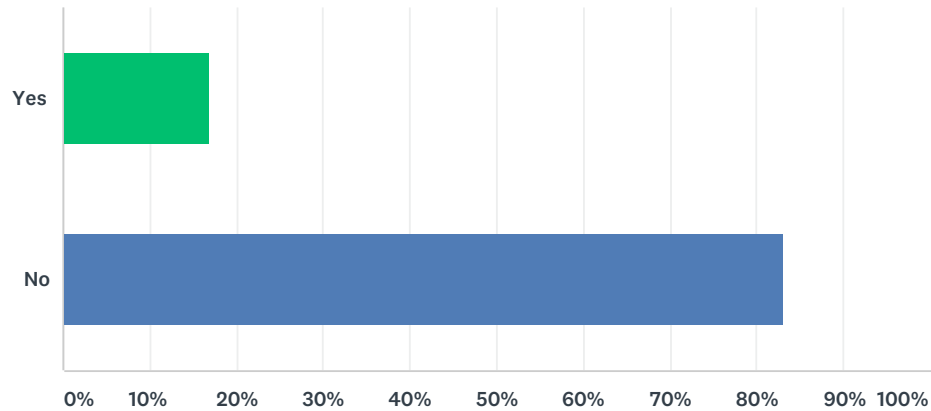
Answered: 428   Skipped: 277

ANSWER CHOICES	RESPONSES	
Bacon Woods Park (at the corner of Kensington and Beechtree Lane)	26.17%	112
Maltby Park (Paddle court area)	34.11%	146
Sagamore Park	29.44%	126
Bicentennial Park (corner of Meadow and Pondfield)	20.56%	88
Tennis courts by Garden Avenue	30.61%	131
Alfredo property (open space near Cottle School)	23.83%	102
The Nature Preserve (at the end of Dusenberry Road)	21.03%	90
Other	10.98%	47
Don't know/need more information.	42.99%	184



Q40 Do you use the paddle or tennis court facilities?

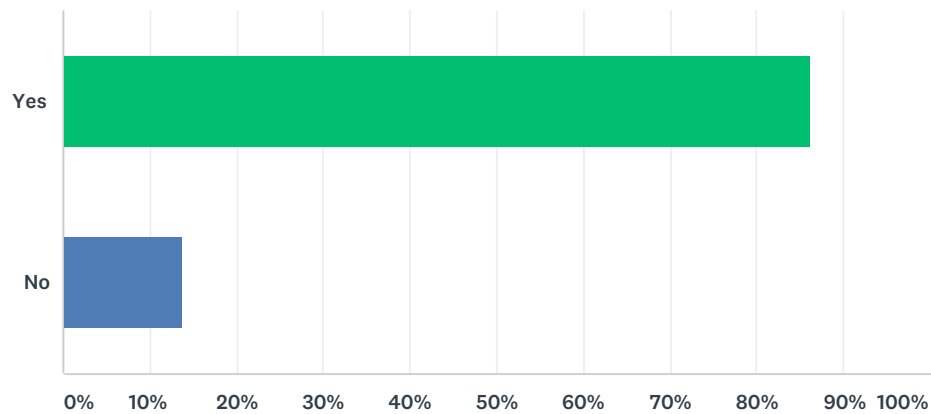
Answered: 596    Skipped: 109



ANSWER CHOICES		RESPONSES	
Yes		16.95%	101
No		83.05%	495
TOTAL			596

Q41 Would you support smoke-free parks in Bronxville?

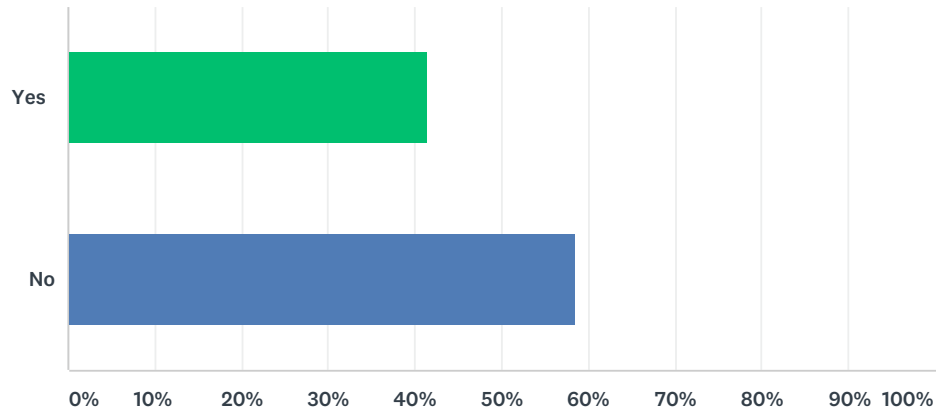
Answered: 600 Skipped: 105



ANSWER CHOICES		RESPONSES	
Yes		86.17%	517
No		13.83%	83
TOTAL			600

Q42 Would you like to see additional recreational facilities in the Village?  
If so, what?

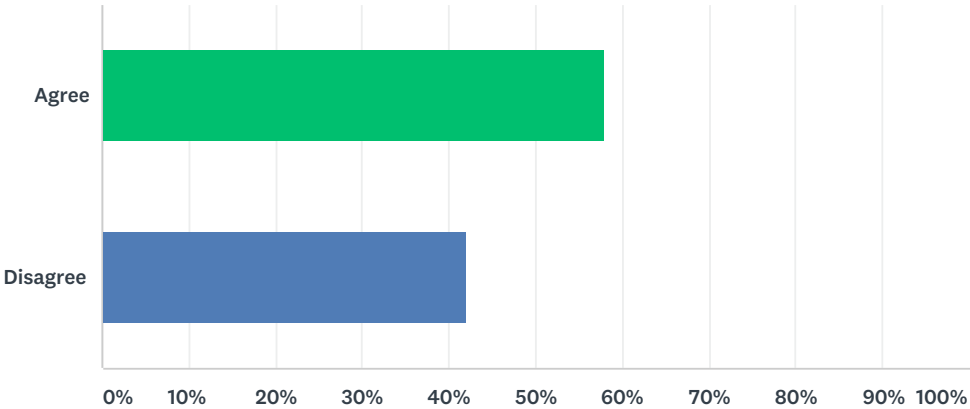
Answered: 559    Skipped: 146



ANSWER CHOICES		RESPONSES	
Yes		41.50%	232
No		58.50%	327
TOTAL			559

Q43 The traffic in the downtown area is a problem that needs to be addressed.

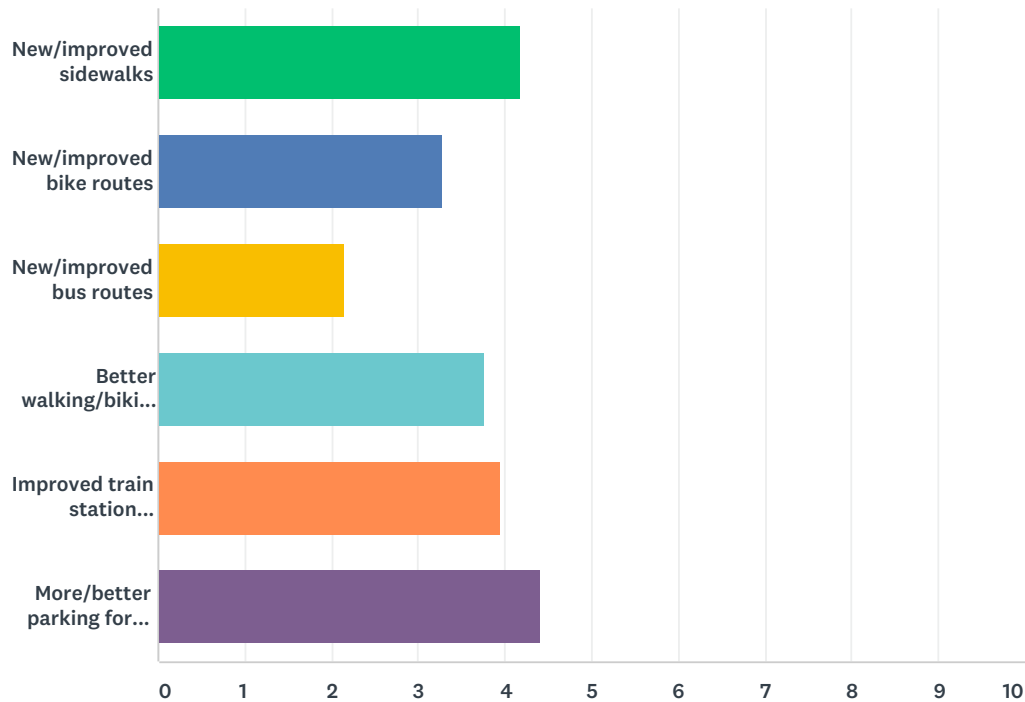
Answered: 588    Skipped: 117



ANSWER CHOICES	RESPONSES	
Agree	57.99%	341
Disagree	42.01%	247
TOTAL		588

**Q44 Which transportation improvements do you feel would be most important in Bronxville? Please rank the following 1 through 6, 1 being most important and 6 being the least. You may rank more than one option with the same number.**

Answered: 558 Skipped: 147



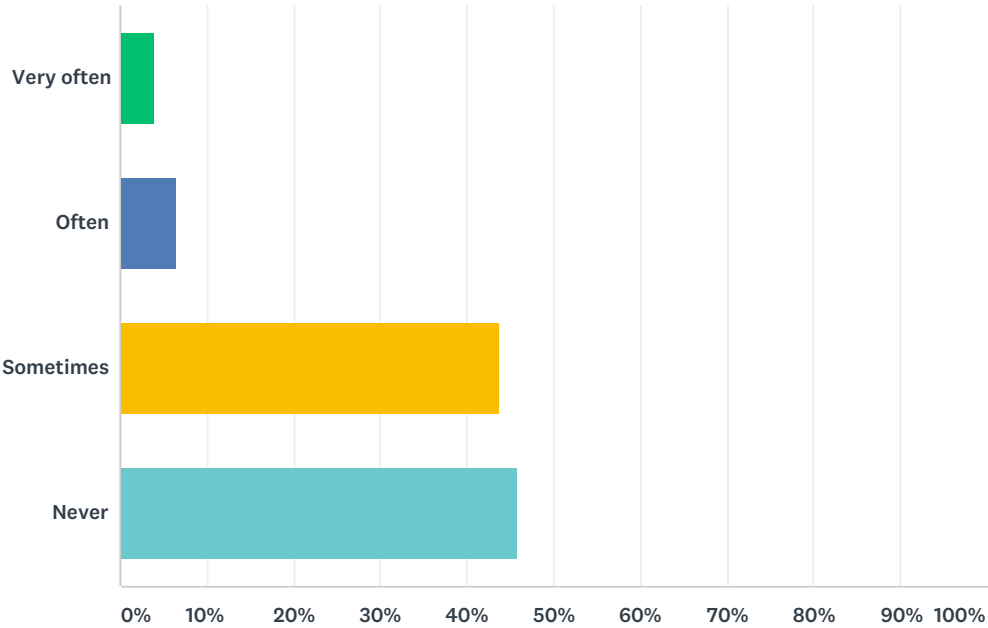
	1	2	3	4	5	6	TOTAL	SCORE
New/improved sidewalks	29.56% 120	19.95% 81	18.47% 75	12.07% 49	12.32% 50	7.64% 31	406	4.19
New/improved bike routes	11.85% 48	16.05% 65	14.07% 57	20.49% 83	21.48% 87	16.05% 65	405	3.28
New/improved bus routes	3.35% 13	4.12% 16	10.82% 42	15.46% 60	19.33% 75	46.91% 182	388	2.16
Better walking/biking access to the train station	11.55% 47	20.39% 83	29.24% 119	18.92% 77	12.29% 50	7.62% 31	407	3.77
Improved train station services and facilities	16.52% 73	28.96% 128	17.87% 79	12.90% 57	18.33% 81	5.43% 24	442	3.96
More/better parking for Village residents downtown	45.74% 231	15.05% 76	8.12% 41	10.50% 53	7.33% 37	13.27% 67	505	4.42

## Q45 Additional comments

Answered: 190   Skipped: 515

Q46 How often do you use the taxi station services?

Answered: 591    Skipped: 114



ANSWER CHOICES		RESPONSES	
Very often		3.89%	23
Often		6.43%	38
Sometimes		43.82%	259
Never		45.85%	271
TOTAL			591

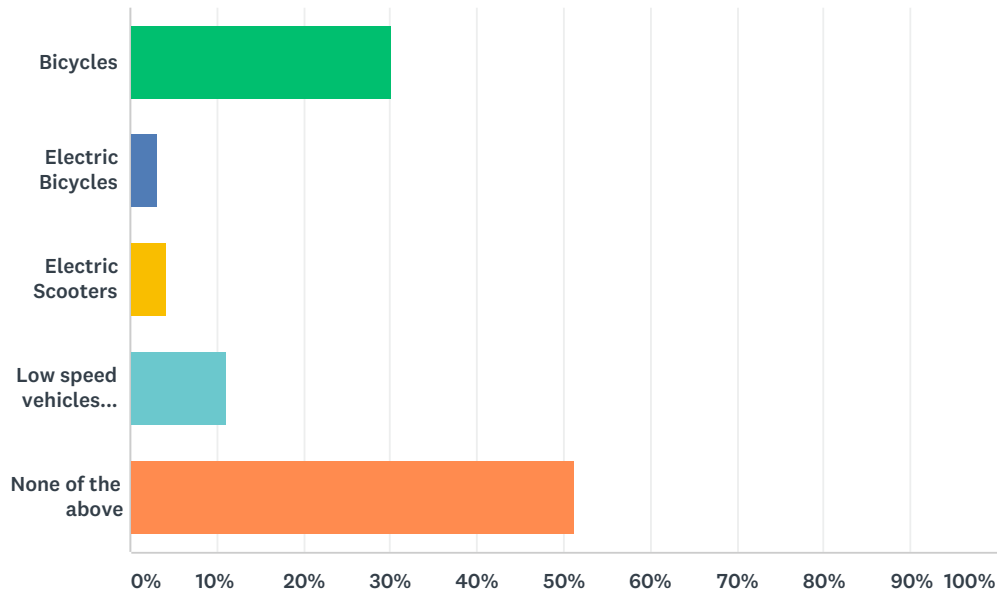
**Q47 Where in Bronxville do you think walking or biking is difficult?  
(Please give the specific location, and why it is difficult.)**

Answered: 375   Skipped: 330



**Q48 Are you in favor of encouraging alternatives to driving in the CBD?  
Please select the alternative modes of transportation you would like to see in Bronxville, if any. (check all that apply):**

Answered: 556 Skipped: 149



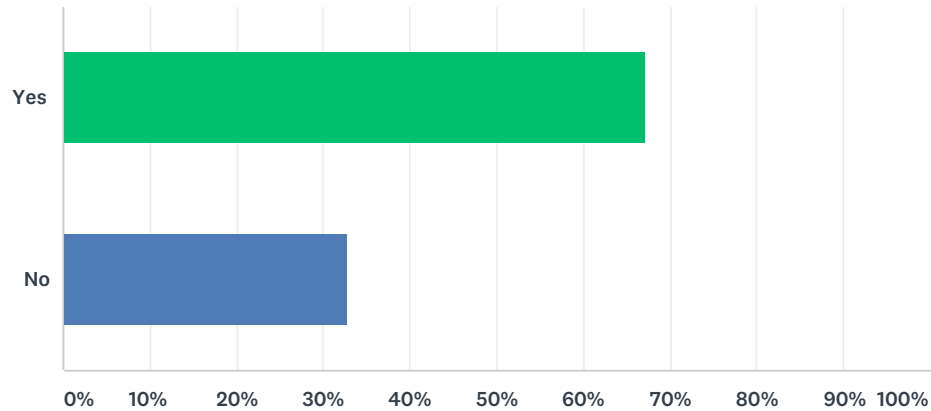
ANSWER CHOICES	RESPONSES	
Bicycles	30.22%	168
Electric Bicycles	3.24%	18
Electric Scooters	4.14%	23
Low speed vehicles (similar to golf carts)	11.15%	62
None of the above	51.26%	285
<b>TOTAL</b>		<b>556</b>

Q49 The intersection of Midland and Pondfield is one of the most important intersections in the Village. Each of these corners is the site of an impressive building, and the overall impression the intersection creates helps establish the orderly and gracious feel of the Village. The Village is considering replacing the existing non-conforming pole mounted signals with hanging signals mounted on mast arms to reduce accidents there and improve pedestrian/vehicle safety at the intersection. An alternative would be to reconfigure the intersection as a modern roundabout (without signals), which would further improve vehicle safety, reduce emissions of greenhouse gases, increase the efficiency of traffic flow, enhance pedestrian safety and offer opportunities for central landscaping. The lifecycle costs of a roundabout and a hanging signal intersection can be expected to be equal, but the upfront costs of the roundabout would be higher. If you have a preference for one solution over the other, please indicate your preference and explain the basis for your opinion. Please state your preference below:

Answered: 527   Skipped: 178

Q50 Do you think the existing assortment of parking meter times is sufficient?

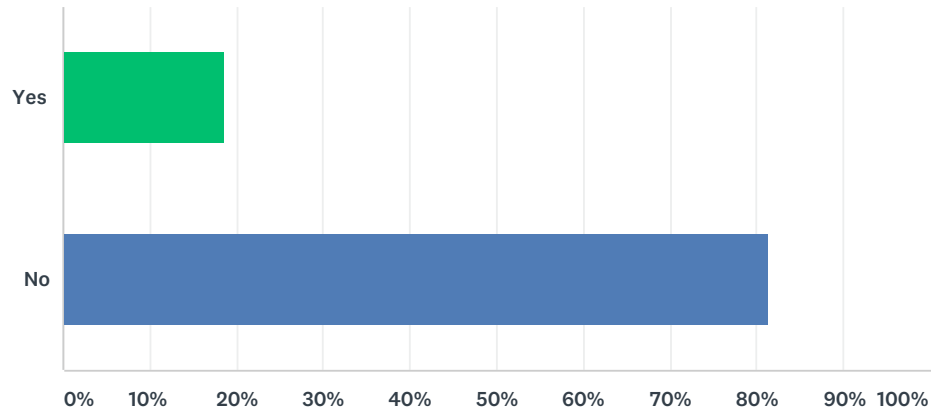
Answered: 569    Skipped: 136



ANSWER CHOICES	RESPONSES	
Yes	67.14%	382
No	32.86%	187
TOTAL		569

Q51 Would you support limited meter hours and/or enforcement on Sunday?

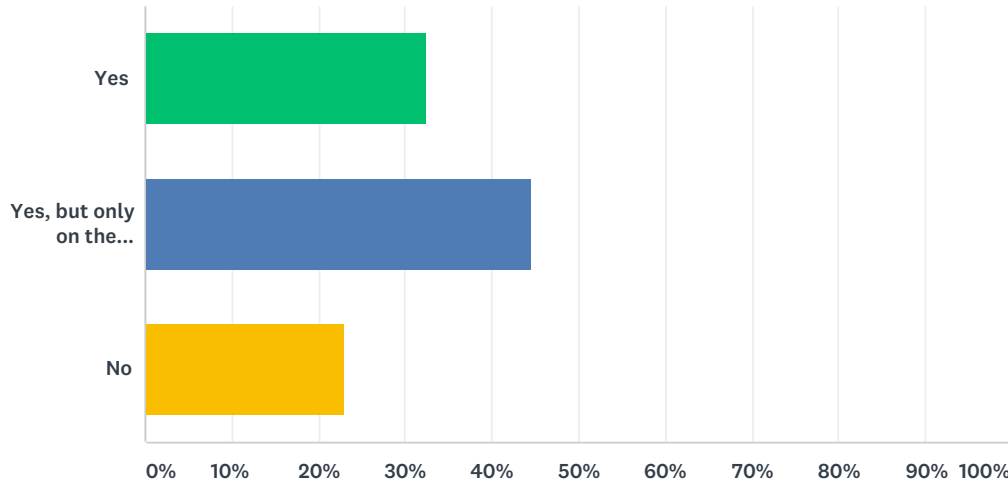
Answered: 586 Skipped: 119



ANSWER CHOICES	RESPONSES	
Yes	18.60%	109
No	81.40%	477
TOTAL		586

**Q52 The New York Presbyterian/Lawrence Hospital has expressed interest in joining the Village in creating a parking structure on the Maltby lot to serve both its needs and the Village's needs. Would you support this?**

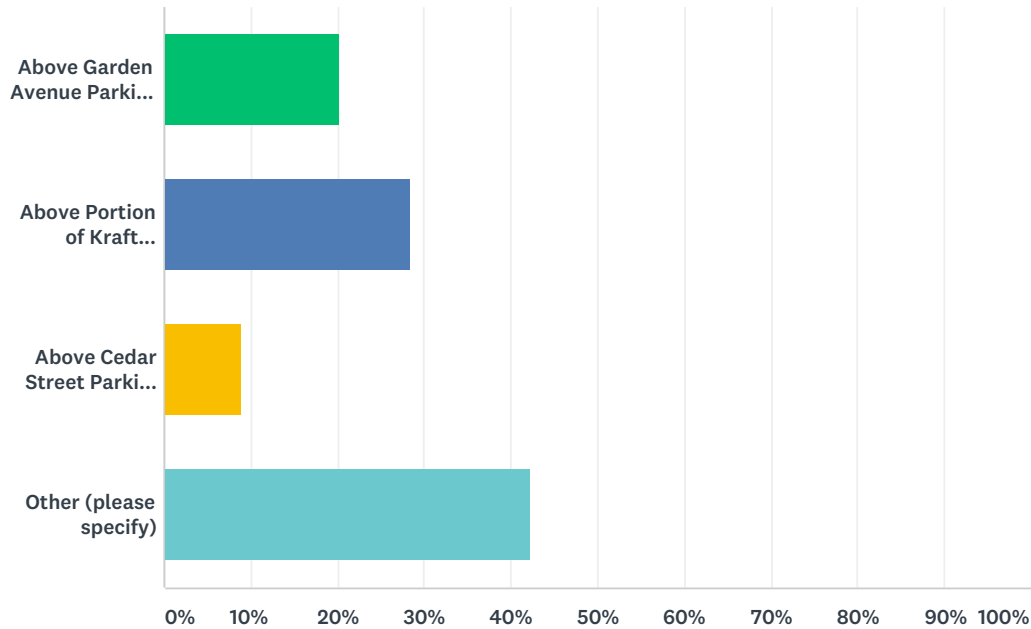
Answered: 571 Skipped: 134



ANSWER CHOICES		RESPONSES	
Yes		32.40%	185
Yes, but only on the assumption that doing so would primarily benefit the hospital (and that cost-sharing should reflect such an assumption.)		44.66%	255
No		22.94%	131
TOTAL			571

## Q53 Would you support a parking structure at any of these locations on the east side of the CBD?

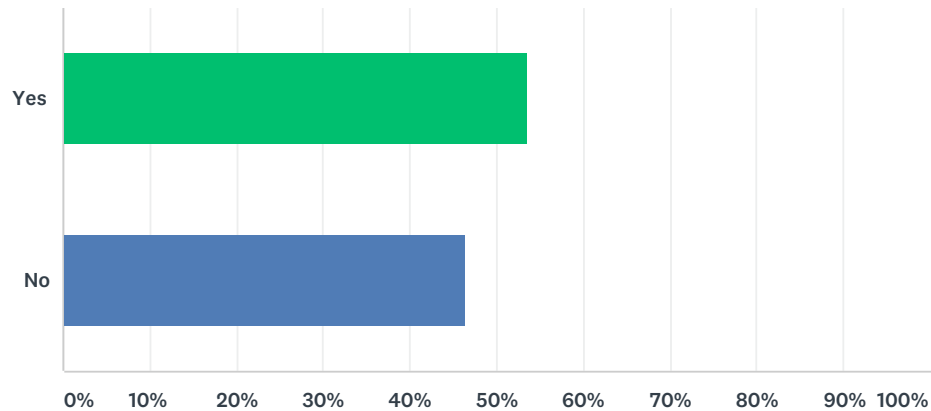
Answered: 471 Skipped: 234



ANSWER CHOICES	RESPONSES	
Above Garden Avenue Parking Lot	20.38%	96
Above Portion of Kraft Parking Lot (area across from Fogarty's and White's Cleaners)	28.45%	134
Above Cedar Street Parking Lot	8.92%	42
Other (please specify)	42.25%	199
TOTAL		471

Q54 Drop-off and pick-up on Pondfield for students at Bronxville School can create additional traffic congestion. Would you favor a pull over or designated drop-off/pick-up lane in front of the school? This would require widening Pondfield Road in front of the school and moving the sidewalk 6-8 feet toward the school.

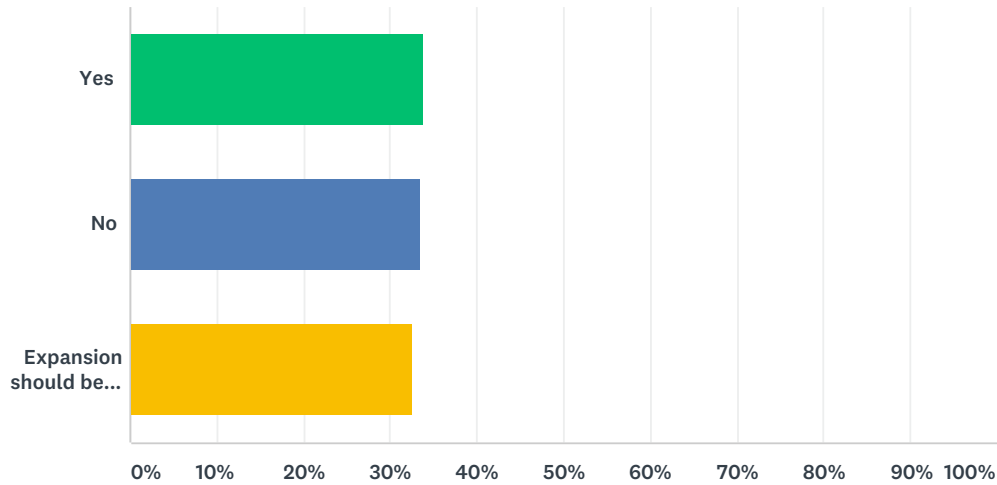
Answered: 578 Skipped: 127



ANSWER CHOICES		RESPONSES	
Yes		53.46%	309
No		46.54%	269
TOTAL			578

## Q55 Do you support increased services and growth of the NYP/Lawrence Hospital complex?

Answered: 578 Skipped: 127

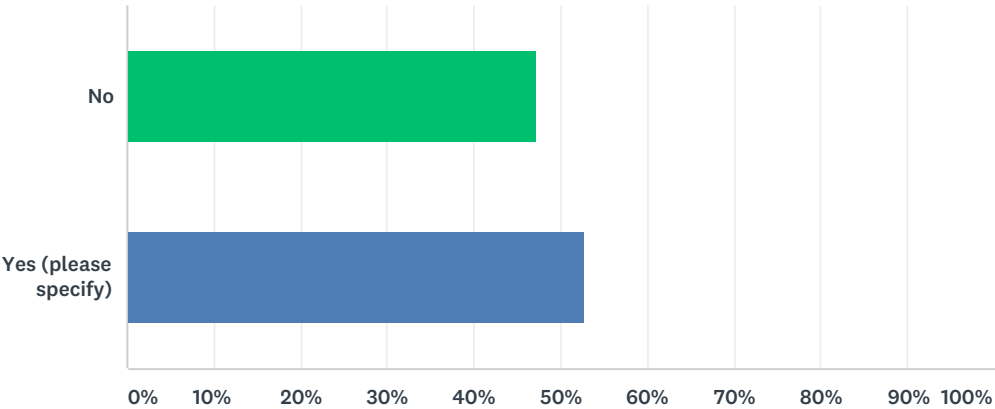


ANSWER CHOICES	RESPONSES	
Yes	33.91%	196
No	33.39%	193
Expansion should be neither encouraged nor discouraged.	32.70%	189
TOTAL		578



Q56 Do you utilize the hospital, and if so, what services?

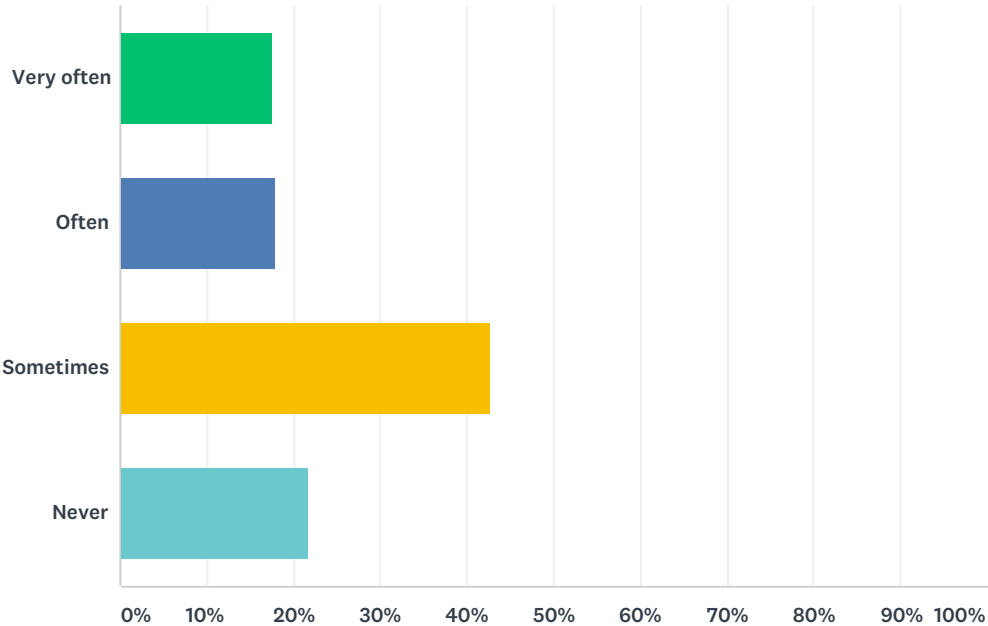
Answered: 579 Skipped: 126



ANSWER CHOICES		RESPONSES	
No		47.32%	274
Yes (please specify)		52.68%	305
TOTAL			579

Q57 How often do you use the library?

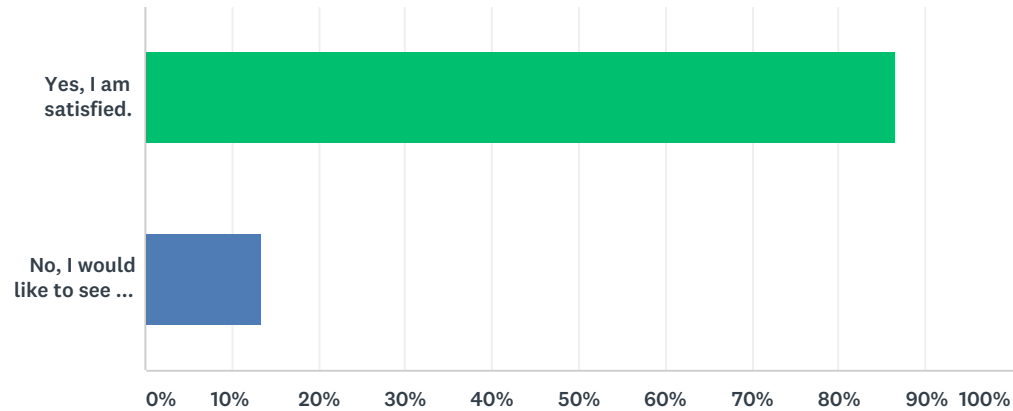
Answered: 587    Skipped: 118



ANSWER CHOICES	RESPONSES	
Very often	17.55%	103
Often	17.89%	105
Sometimes	42.76%	251
Never	21.81%	128
TOTAL		587

Q58 Are you satisfied with the services of the library or are there additional services you would like to see offered?

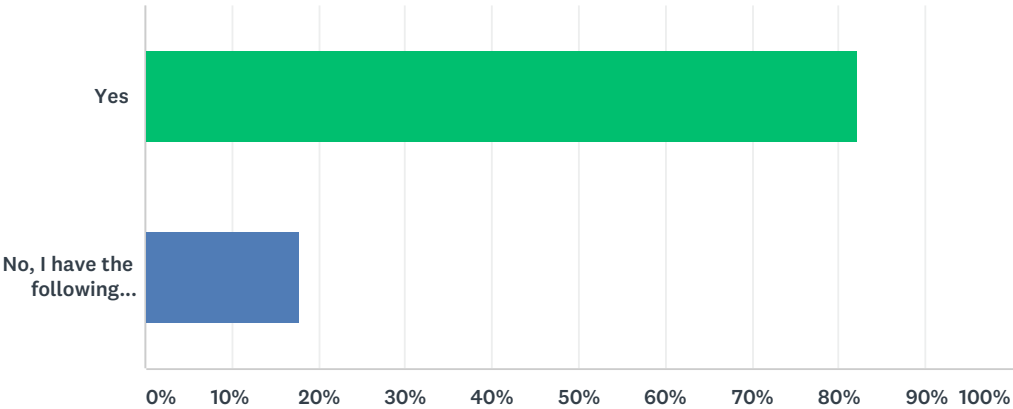
Answered: 547    Skipped: 158



ANSWER CHOICES	RESPONSES	
Yes, I am satisfied.	86.65%	474
No, I would like to see the following additional services:	13.35%	73
TOTAL		547

Q59 Do you support Concordia College’s current development and uses?

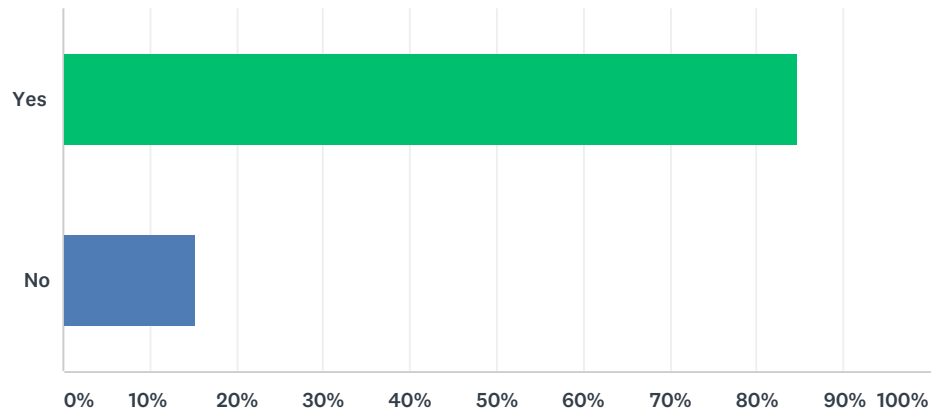
Answered: 519    Skipped: 186



ANSWER CHOICES		RESPONSES	
Yes		82.27%	427
No, I have the following concerns:		17.73%	92
TOTAL			519

Q60 Not-for-profits do not currently pay real estate taxes. Do you support charging not-for-profits (primarily NYP/Lawrence Hospital and Concordia College) for community services, infrastructure, and public safety (i.e. sanitary sewer system maintenance, police, and fire) through user fees?

Answered: 572    Skipped: 133



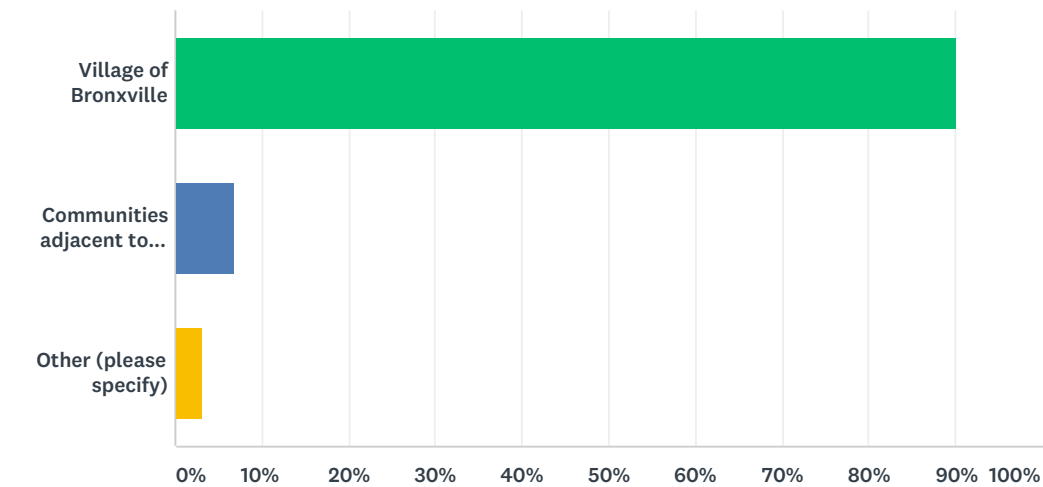
ANSWER CHOICES		RESPONSES
Yes		84.79% 485
No		15.21% 87
TOTAL		572

Q61 Do you have any additional comments you would like to share?

Answered: 269   Skipped: 436

Q62 Which of the following best describes where you live?

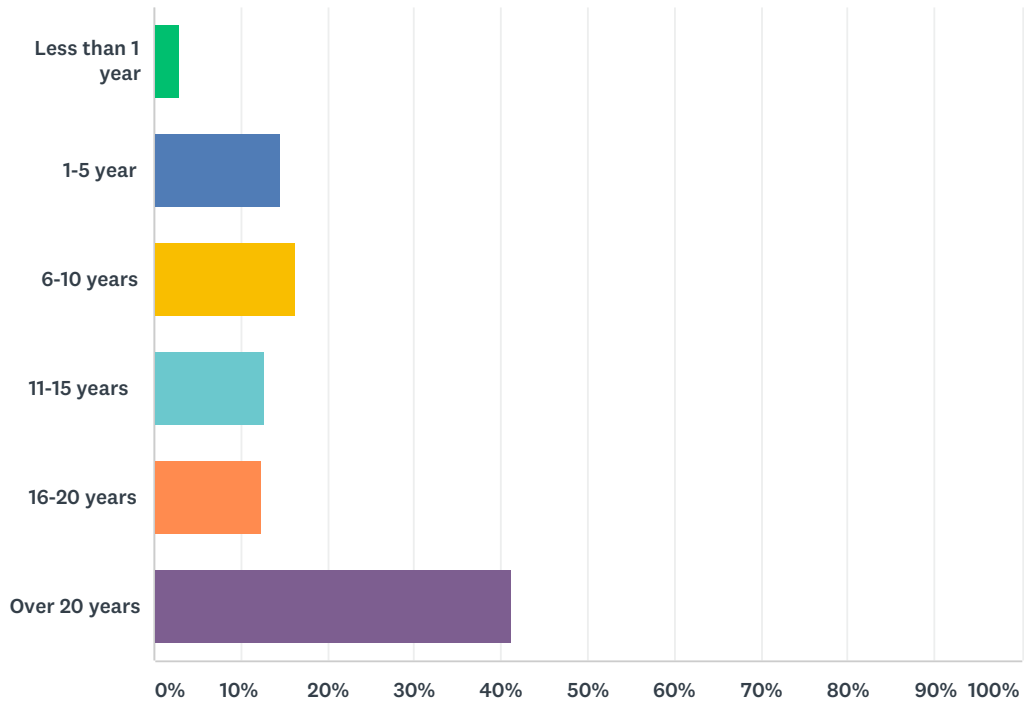
Answered: 585    Skipped: 120



ANSWER CHOICES		RESPONSES	
Village of Bronxville		90.09%	527
Communities adjacent to Bronxville		6.84%	40
Other (please specify)		3.08%	18
TOTAL			585

## Q63 If you live in Bronxville, how many years have you lived here?

Answered: 547 Skipped: 158

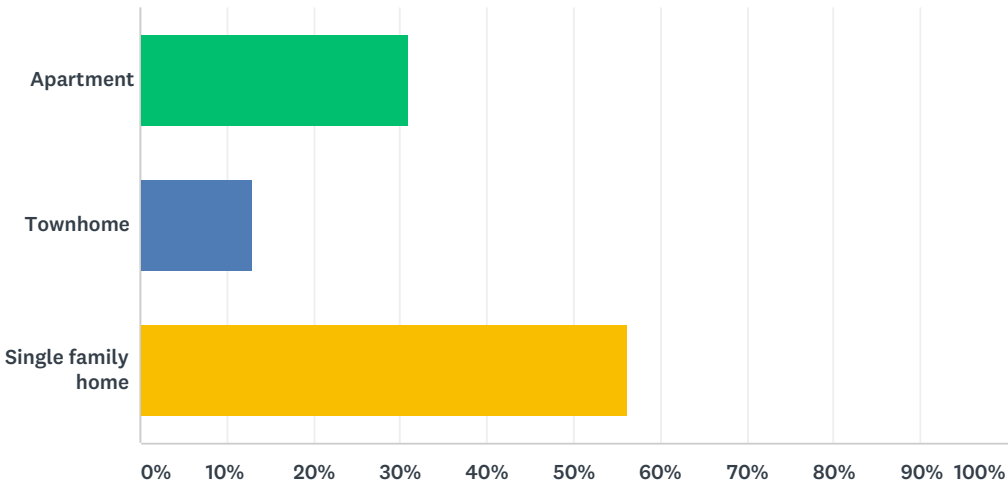


ANSWER CHOICES	RESPONSES	
Less than 1 year	2.93%	16
1-5 year	14.63%	80
6-10 years	16.27%	89
11-15 years	12.80%	70
16-20 years	12.25%	67
Over 20 years	41.13%	225
TOTAL		547



Q64 What best describes your residence in Bronxville?

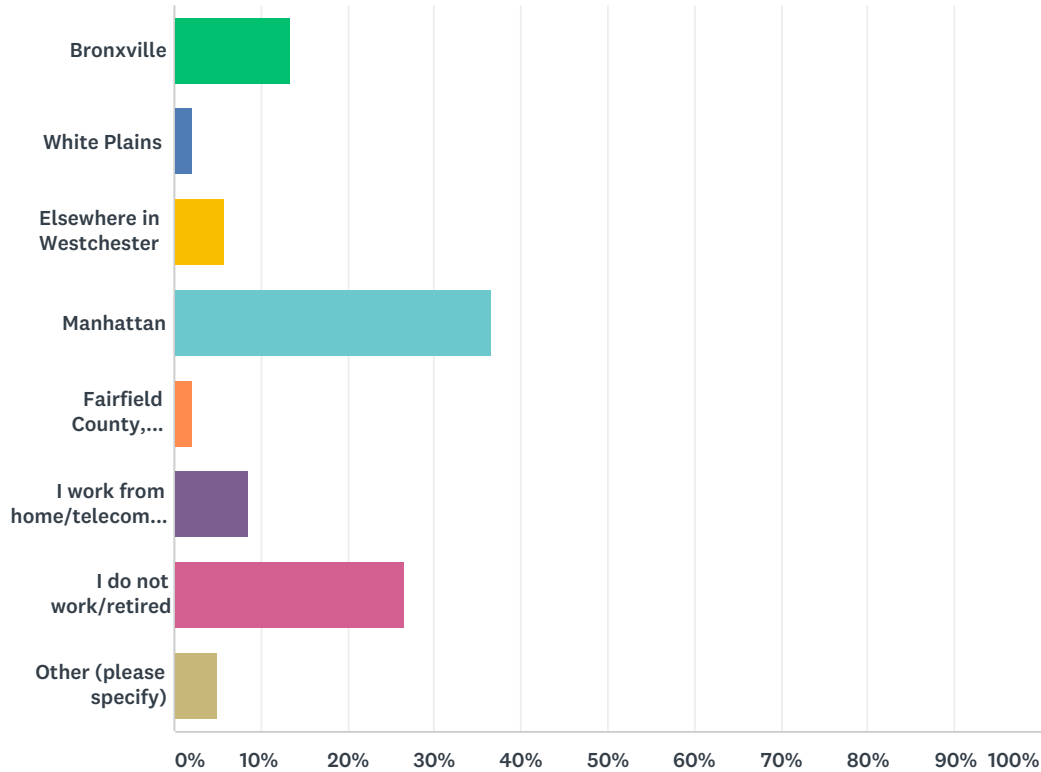
Answered: 550    Skipped: 155



ANSWER CHOICES	RESPONSES	
Apartment	30.91%	170
Townhome	12.91%	71
Single family home	56.18%	309
TOTAL		550

## Q65 Where do you work? Check all that apply.

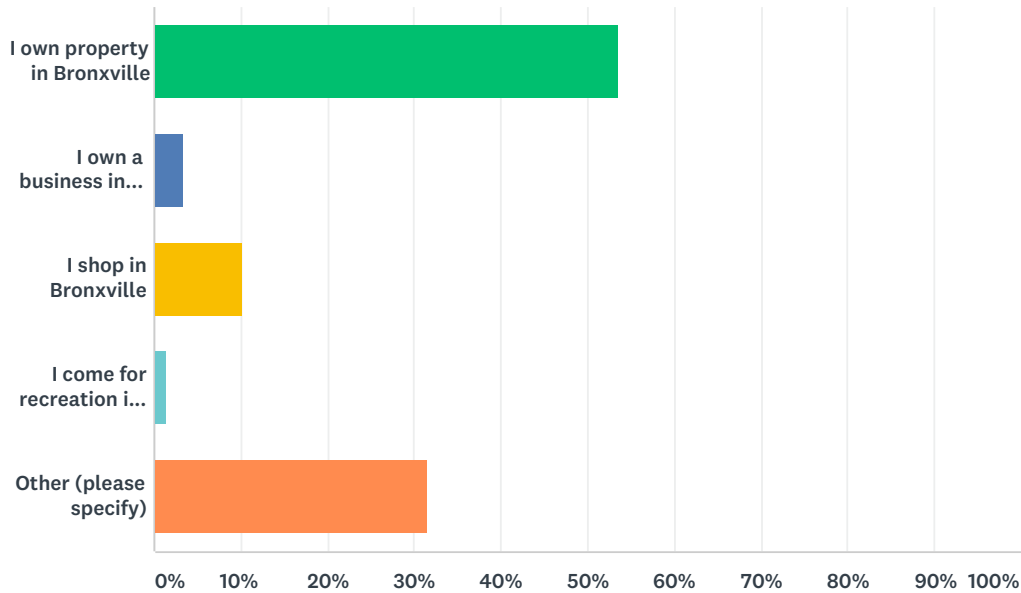
Answered: 585 Skipped: 120



ANSWER CHOICES	RESPONSES	
Bronxville	13.33%	78
White Plains	2.05%	12
Elsewhere in Westchester	5.81%	34
Manhattan	36.58%	214
Fairfield County, Connecticut	2.05%	12
I work from home/telecommute	8.55%	50
I do not work/retired	26.67%	156
Other (please specify)	4.96%	29
TOTAL		585

## Q66 If you do not live or work in Bronxville, what is your interest in the Village? Check all that apply.

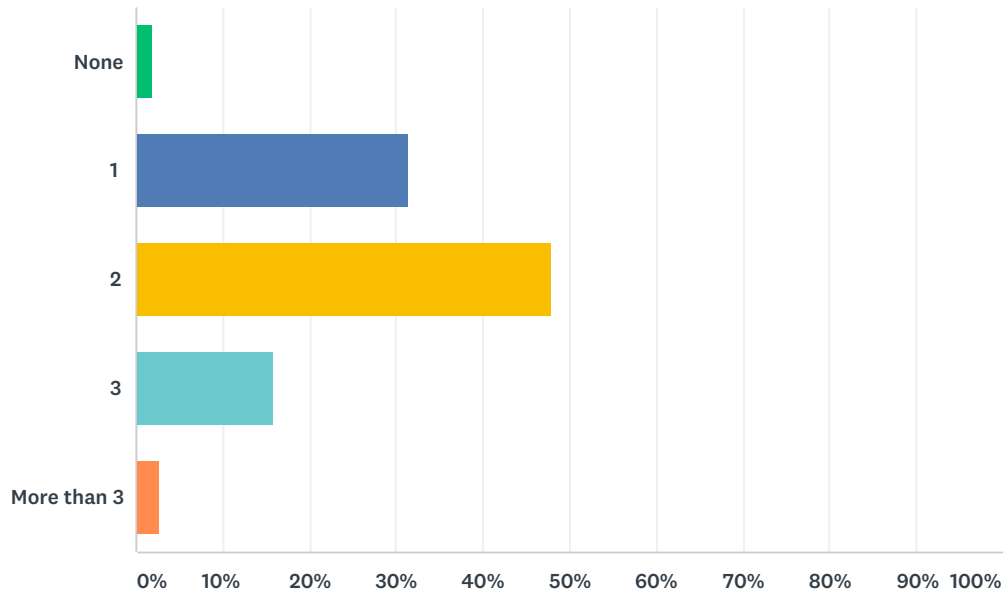
Answered: 215 Skipped: 490



ANSWER CHOICES	RESPONSES	
I own property in Bronxville	53.49%	115
I own a business in Bronxville	3.26%	7
I shop in Bronxville	10.23%	22
I come for recreation in Bronxville (parks, sports, tennis, paddle, etc.)	1.40%	3
Other (please specify)	31.63%	68
TOTAL		215

## Q67 How many vehicles are in your household?

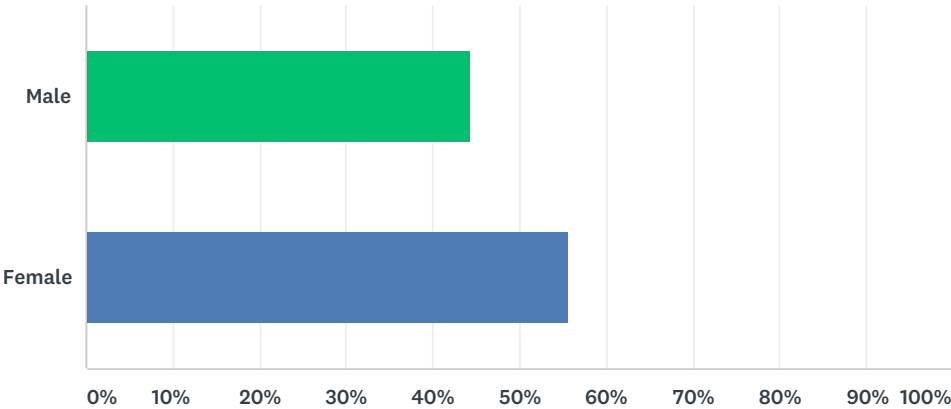
Answered: 575 Skipped: 130



ANSWER CHOICES	RESPONSES	
None	1.91%	11
1	31.30%	180
2	48.00%	276
3	16.00%	92
More than 3	2.78%	16
TOTAL		575

Q68 What is your gender?

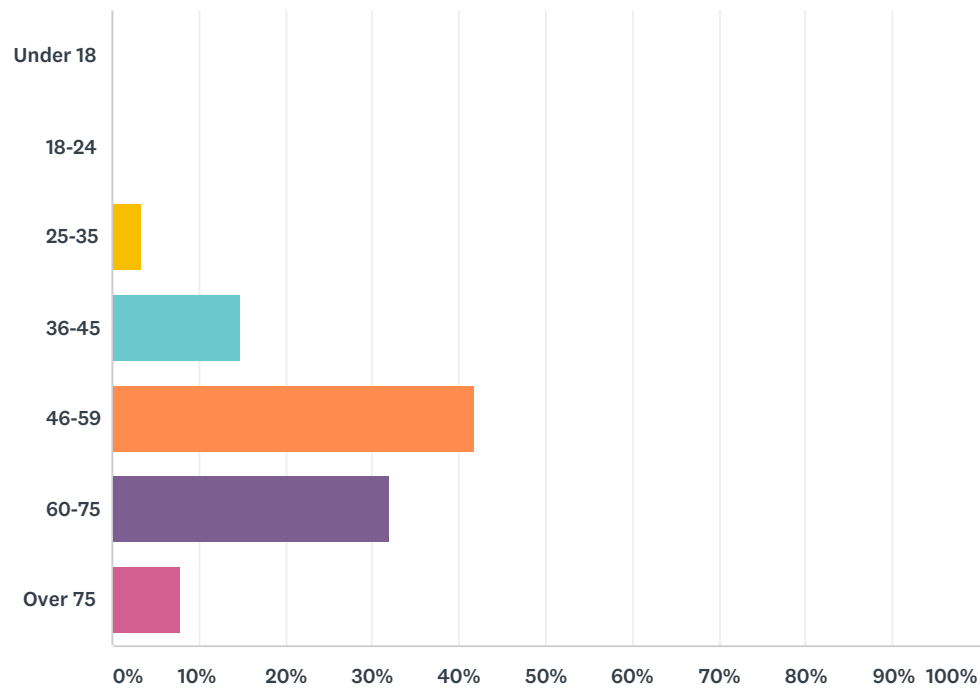
Answered: 575    Skipped: 130



ANSWER CHOICES		RESPONSES
Male		44.35% 255
Female		55.65% 320
TOTAL		575

Q69 Please enter your age, in years.

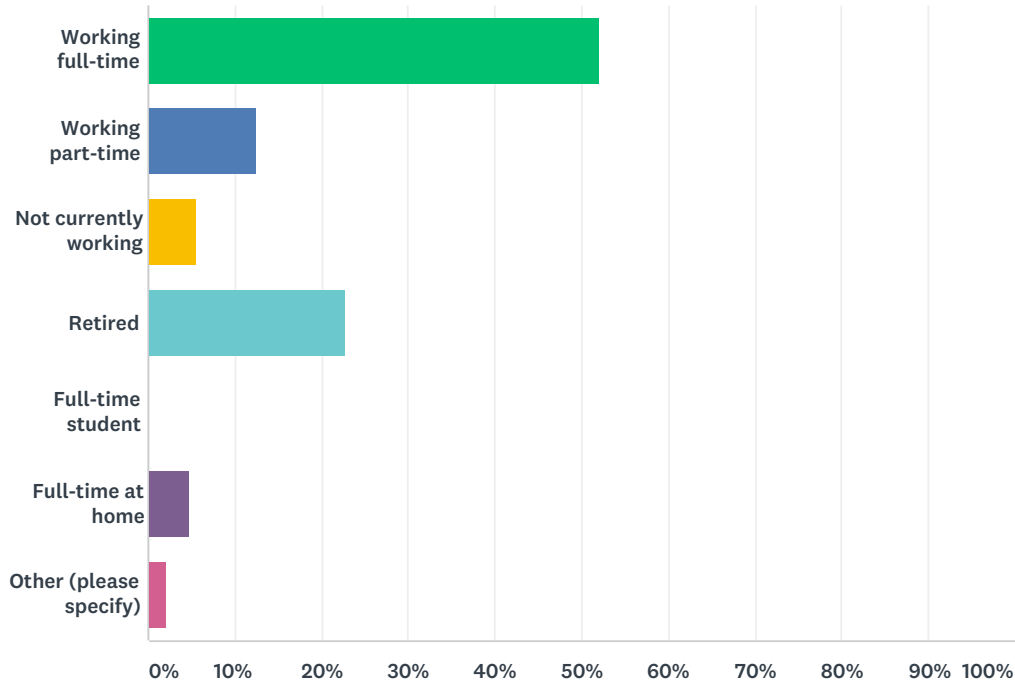
Answered: 574 Skipped: 131



ANSWER CHOICES	RESPONSES	
Under 18	0.00%	0
18-24	0.00%	0
25-35	3.31%	19
36-45	14.81%	85
46-59	41.81%	240
60-75	32.06%	184
Over 75	8.01%	46
TOTAL		574

## Q70 At present time, what is your employment status?

Answered: 577 Skipped: 128



ANSWER CHOICES	RESPONSES	
Working full-time	52.17%	301
Working part-time	12.65%	73
Not currently working	5.55%	32
Retired	22.70%	131
Full-time student	0.00%	0
Full-time at home	4.85%	28
Other (please specify)	2.08%	12
<b>TOTAL</b>		<b>577</b>